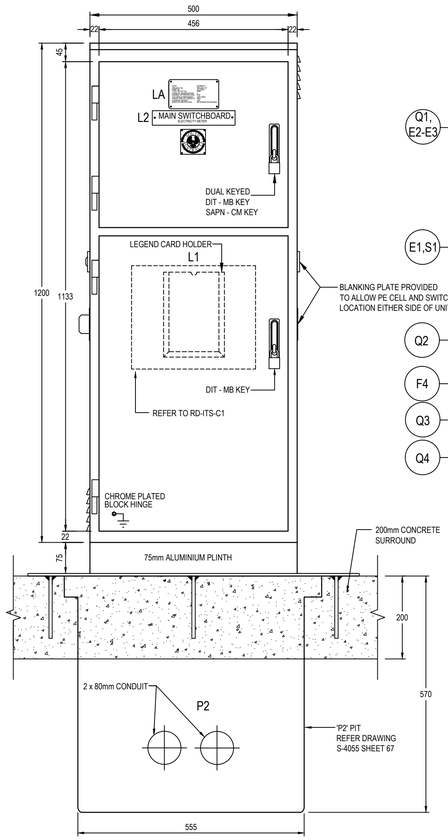

FRONT ELEVATION

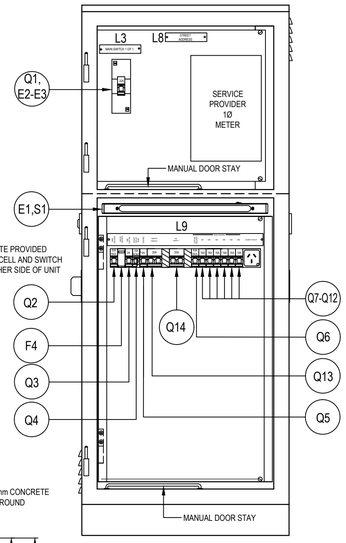

FRONT ELEVATION
EXTERNAL DOOR REMOVED

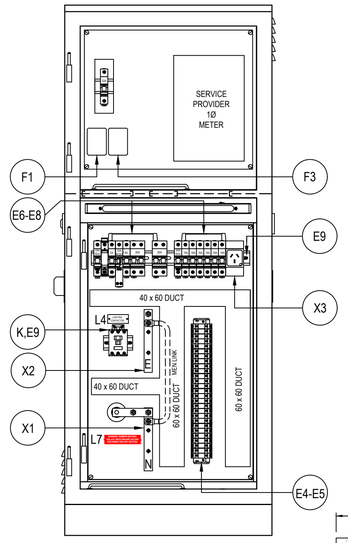

FRONT ELEVATION
ESCUTCHEON REMOVED

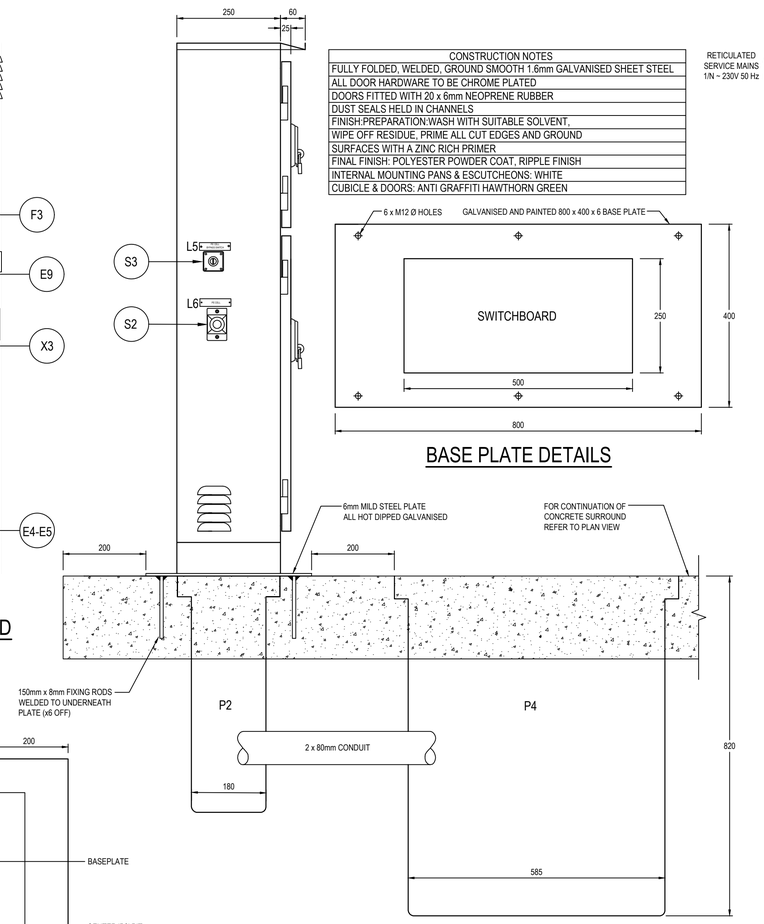

LEFT ELEVATION

CONSTRUCTION NOTES
FULLY FOLDED, WELDED, GROUND SMOOTH 1.6mm GALVANISED SHEET STEEL
ALL DOOR HARDWARE TO BE CHROME PLATED
DOORS FITTED WITH 20 x 6mm NEOPRENE RUBBER
DUST SEALS HELD IN CHANNELS
FINISH:PREPARATION:WASH WITH SUITABLE SOLVENT,
WIPE OFF RESIDUE, PRIME ALL CUT EDGES AND GROUND
SURFACES WITH A ZINC RICH PRIMER
FINAL FINISH: POLYESTER POWDER COAT, RIPPLE FINISH
INTERNAL MOUNTING PANS & ESCUTCHEONS: WHITE
CUBICLE & DOORS: ANTI GRAFFITI HAWTHORN GREEN

BASE PLATE DETAILS

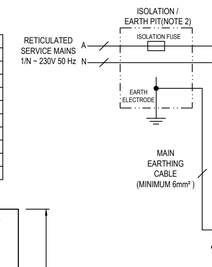

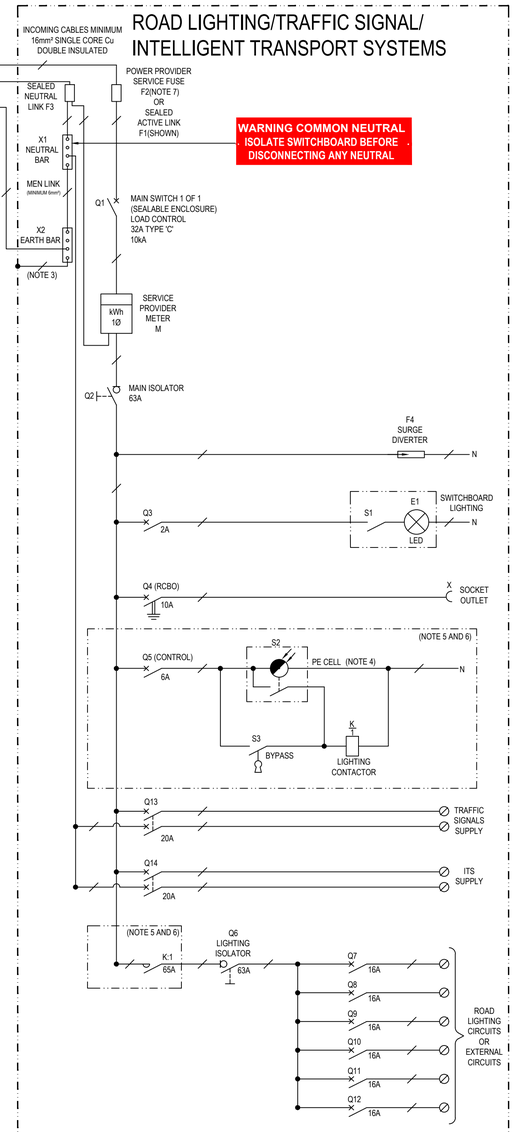

SWITCHBOARD SINGLE LINE DIAGRAM

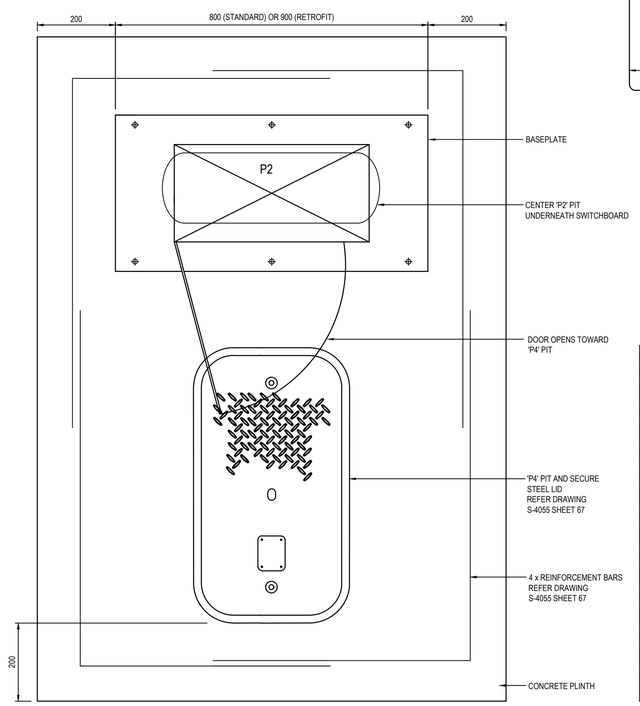

PLAN VIEW

LABELS

NOTE: ALL LABELS TO BE RETAINED WITH SECURITY PINS

LA

DATE	DD/MM/YY
PROJECT No	PROJECT #
PART OF	AS 3439.1
TYPE OR CAT No	MSB
FORM OF SEGREGATION	1
DEGREE OF PROTECTION	IP54
VOLTAGE & FREQUENCY	230V 50Hz
SHORT CIRCUIT CAPACITY	10kA
CURRENT RATING	32A
BACK UP PROTECTION	SA POWER NETWORKS

L1

Government of South Australia
Department for Infrastructure and Transport

PDBxxx

TO REPORT AN INCIDENT

1800 018 313

(24 HOURS)

L2 MAIN SWITCHBOARD ELECTRICITY METER

L3 MAIN SWITCH 1 OF 1

L4 LIGHTING CONTACTOR

L5 PE CELL BYPASS SWITCH

L6 PE CELL

L7 WARNING COMMON NEUTRAL ISOLATE SWITCHBOARD BEFORE DISCONNECTING ANY NEUTRAL

L8 STREET ADDRESS

L9 MAIN ISOLATOR | SURGE DIVERTER | SHW LIGHTING | SOCKET OUTLET | LOAD CONTROL | TRAFFIC SIGNALS | ITS SUPPLY | ROAD LIGHTING: LIGHTING ISOLATOR, CB1, CB2, CB3, CB4, CB5, CB6 | SOCKET OUTLET (FOR RL / TS / ITS)

L9 MAIN ISOLATOR | SURGE DIVERTER | SHW LIGHTING | SOCKET OUTLET | LOAD CONTROL | TRAFFIC SIGNALS | ITS SUPPLY | SOCKET OUTLET (FOR TS / ITS)

EQUIPMENT SCHEDULE

(EQUIPMENT ITEMS CAN BE SUBSTITUTED WITH AN EQUIVALENT - WHERE APPROVED BY THE PRINCIPAL)

REF.	ITEM DISCRIPTION	MANUFACTURER	QTY.	ITEM NO.
F1	SEALED ACTIVE LINK	NETEC	1	AN140-4T35-R
F2	FUSE HOLDER	IPD	1	S71002AFWS
F3	SEALED NEUTRAL LINK	NETEC	1	AN140-4T35-B
F4	SURGE DIVERTER 230V 50Hz Imax 50kA	PHOENIX CONTACT	1	VAL-MS-50-275-P
X1	NEUTRAL BAR	-	-	-
X2	EARTH BAR	-	-	-
X3	SOCKET OUTLET	HAGER	1	SNO10DA
Q1	MAIN SWITCH, 32A, 10kA, 1P, 'TYPE C'	SCHNEIDER	1	A9F54132
Q2,Q6	ISOLATOR, 63A, 1P	SCHNEIDER	2	A9S66163
Q3	CCT. BKR., 1P, 2A, 6kA, TYPE 'C'	SCHNEIDER	1	A9F44102
Q4	RCBO, 1P+N, 10A, 30 mA, 6kA	SCHNEIDER	1	A9D14810
Q5	CCT. BKR., 1P, 6A, 6kA, TYPE 'C'	SCHNEIDER	1	A9F44106
Q7-Q12	CCT. BKR., 1P, 16A, 6kA, TYPE 'C'	SCHNEIDER	6	A9F44116
Q13-Q14	CCT. BKR., 2P, 20A, 10kA, TYPE 'C'	SCHNEIDER	2	A9F54220
E1,S1	LED LIGHT 8W, WITH SWITCH	FANDIS	1	CLG-L307
S2	MINIATURE PHOTOCELL	ROYCE THOMPSON	1	MICROSTAR 2000 IP65
S3	KEY SWITCH	KRAUS & NAIMER	1	CA10.A201.E.AU29
K	CONTACTOR	SPRECHER & SCHUH	1	CA7-37-00-240
E2	PADLOCKING DEVICE	SCHNEIDER	1	A9A26380
E3	MAIN SWITCH ENCLOSURE	SCHNEIDER	1	13392
E4	TERMINALS 16mm²	CONNECTWELL	A.R.	CTS16U
E5	END STOP	CONNECTWELL	A.R.	CA102
E6	1P BUS COMB END CAP	SCHNEIDER	A.R.	A9XPE110
E7	1P BUS COMB-24 MODULES-100A	SCHNEIDER	A.R.	A9XPH124
E8	TOOTH CAPS	SCHNEIDER	A.R.	A9XPT920
E9	DIN RAIL	-	-	-

A.R. = AS REQUIRED

NOTES:

1. ALL VALUES AND LAYOUTS ARE TYPICAL AND SUBJECT TO ELECTRICAL DESIGN.
2. WHERE EARTH ELECTRODE IS LOCATED IN AN ISOLATION / EARTH PIT BETWEEN THE SUPPLY POINT AND SWITCHBOARD, THE ISOLATION / EARTH PIT MUST BE LOCATED AS CLOSE AS POSSIBLE TO THE SWITCHBOARD BUT NO LESS THAN 5m.
3. SWITCHBOARD ENCLOSURE MUST BE BONDED TO THE EARTH BAR INSIDE THE SWITCHBOARD.
4. TO FEED A ROAD LIGHTING CIRCUIT WITH 4 LUMINARIES OR LESS, THE CIRCUIT SHOULD BE CONNECTED DIRECTLY TO THE PE CELL.
5. FOR SMART LIGHTING CONTROLLED CIRCUITS, REMOVE PE CELL CIRCUITRY AND LIGHTING CONTACTOR, AND CONNECT LIGHTING ISOLATOR DIRECTLY TO THE MAIN SUPPLY.
6. PE CELL CIRCUITRY AND LIGHTING ISOLATOR, LIGHTING CIRCUIT BREAKERS AND LIGHTING CONTACTOR ARE USED ONLY WHEN THE SWITCHBOARD FEEDS ROAD LIGHTING CIRCUITS.
7. POWER PROVIDER SERVICE FUSE IS ONLY USED FOR UNPROTECTED CONSUMER MAINS.

THIS SHEET SUPERSEDES DRAWINGS S-4055 SHEET 57 & 58

No.	AMENDMENT DESCRIPTION	BY	CHECK	ACCEPTANCE	DATE
1	UPDATED SWITCHBOARD SINGLE LINE DIAGRAM	MR	YX	YANYAN XIAO	04.09.26

UNCONTROLLED COPY WHEN PRINTED | 100 MILLIMETRES ON ORIGINAL DRAWING | ALL DIMENSIONS ARE IN MM UNLESS SHOWN OTHERWISE

Government of South Australia
Department of Planning, Transport and Infrastructure

PROJECT No.: N/A | FILE No.: N/A
DESIGN No.: N/A | SURVEY No: N/A
PROJECT START ROAD RUNNING DISTANCE: N/A
PROJECT END ROAD RUNNING DISTANCE: N/A
SCALES: NOT TO SCALE

STANDARD DRAWING
ELECTRICAL SWITCHBOARD
METERED SINGLE PHASE
ROAD LIGHTING, TRAFFIC SIGNALS AND INTELLIGENT TRANSPORT SYSTEMS
TYPE C

DESIGNED: | DRAFTED: | CHECKED: | CHECKED:
ACCEPTED FOR USE: YANYAN XIAO
TITLE: PRINCIPAL ELECTRICAL ENGINEER
DATE: 04.09.2026
ACCEPTANCE FORM KNET No.: 25141433
DRAWING No.: S-4055
SHEET No.: 0088
AMEND No.: 1
SHEET LATITUDE N/A
SHEET LONGITUDE N/A

CAD FILE NAME: S-4055 SHEET 0088 AMDT1DWG