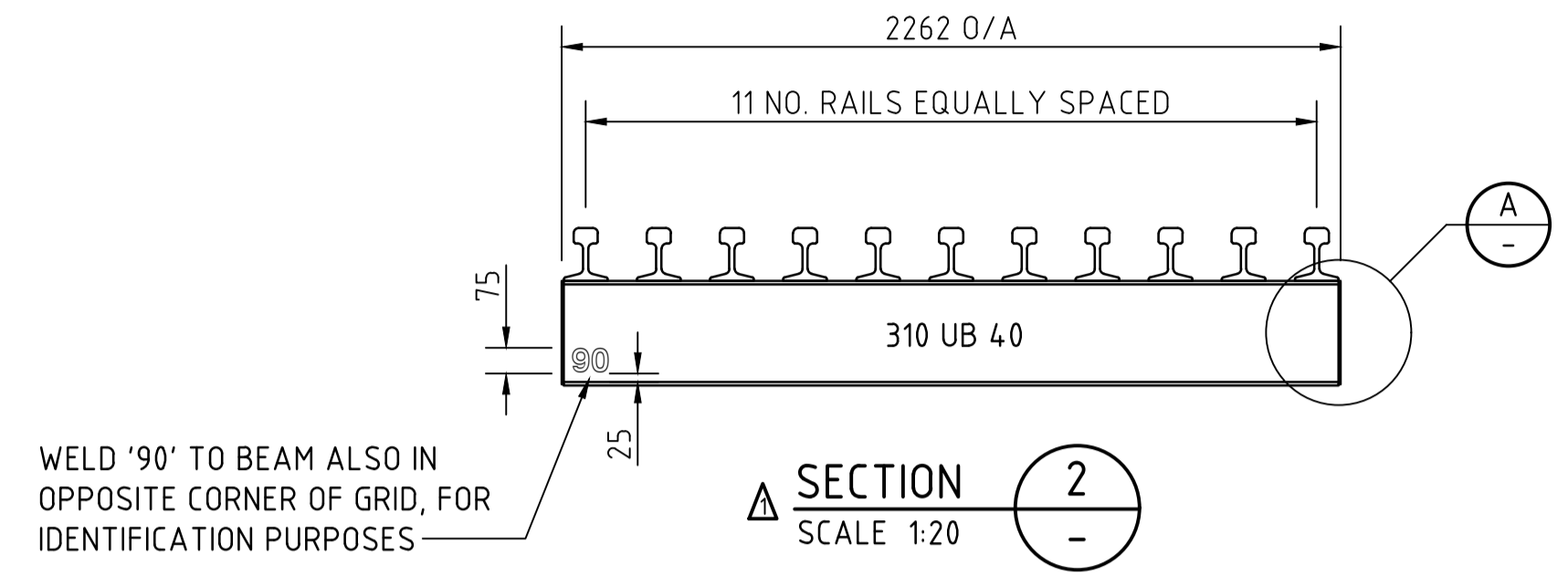
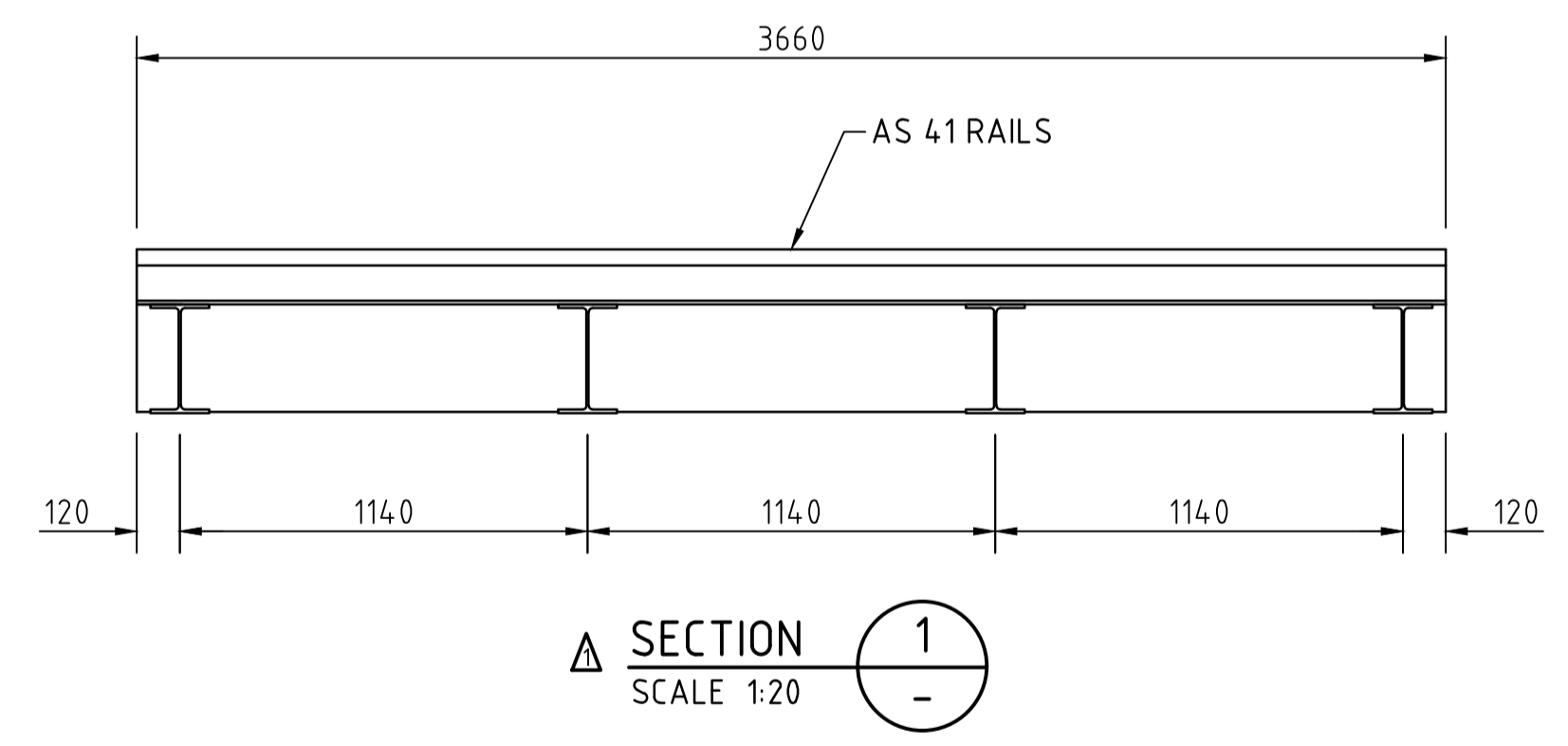
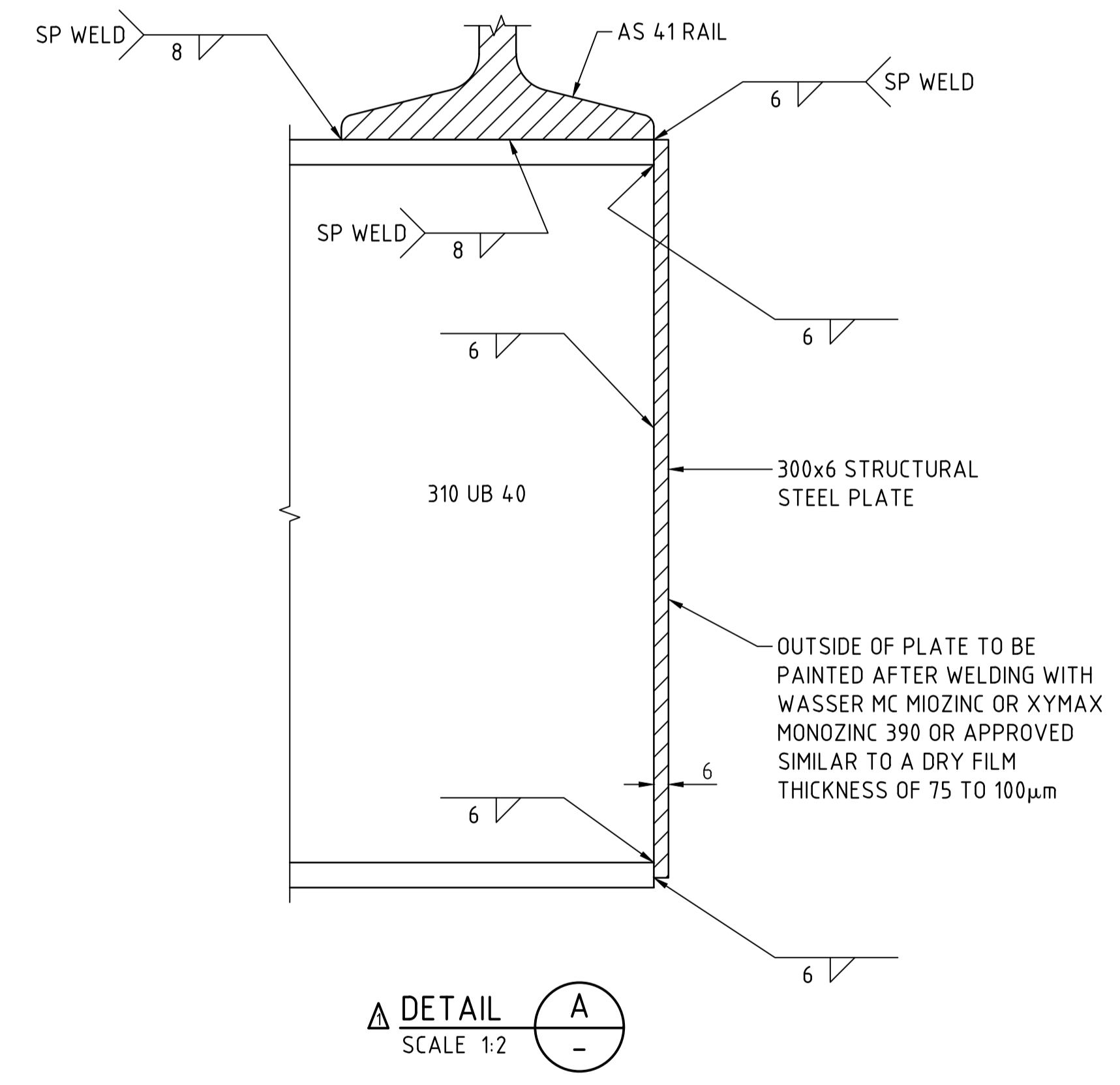


2 REQUIRED FOR TYPE 1 GRID } SEE SHEET 11 & 12
 4 REQUIRED FOR TYPE 2 GRID }
 Δ STEEL GRID
 SCALE 1:20



WELD '90' TO BEAM ALSO IN OPPOSITE CORNER OF GRID, FOR IDENTIFICATION PURPOSES



OUTSIDE OF PLATE TO BE PAINTED AFTER WELDING WITH WASSER MC MIOZINC OR XYMAX MONOZINC 390 OR APPROVED SIMILAR TO A DRY FILM THICKNESS OF 75 TO 100µm

Δ NOTES

- MATERIALS**
- UNIVERSAL BEAM SECTIONS (UB) TO BE GRADE 300 STEEL TO AS 3679.
 - RAILS TO BE IN ACCORDANCE WITH AS 1085.1
 - SECOND-HAND RAIL 90lbs CAN BE USED IN PLACE OF AS 41 RAIL, HOWEVER THIS RAIL SHALL NOT EXHIBIT MORE THAN 5% LOSS OF CROSS SECTIONAL AREA AND HAVE NO PITTING OR HOLES IN WEB.
- FABRICATION**
- WELDING SHALL BE CARRIED OUT IN ACCORDANCE WITH AS 1554.1. ALL WELDS SHALL BE GP CATEGORY EXCEPT WHERE SHOWN AS SP CATEGORY. ALL SP WELDS TO BE PREQUALIFIED IN ACCORDANCE WITH AS 1554 AND BE MACRO TESTED.
 - ALL RAILS TO BE ±2mm ON CUT LENGTH AND ENDS TO BE CUT SQUARE.
 - REMOVE ALL BURRS AND SHARP EDGES.
 - ALL JOINTS TO BE FULLY WELDED EXCEPT WHERE NOTED.

FILE: \\jacobs.com\ANZ\VE\Projects\06_Central West\W247000\Z1 Deliverables\Drawings\4054_SHT_14_AMD_1.dwg

TITLE BLOCK UPDATED	JACOBS				30/10/20
VIEWS AND NOTES CHANGED	AP	PM	P D WILSON		06/09/06
No.	AMENDMENT DESCRIPTION	BY	CHECK	ACCEPTANCE	DATE

100 MILLIMETRES ON ORIGINAL A1 DRAWING ALL DIMENSIONS ARE IN MILLIMETRES UNLESS SHOWN OTHERWISE UNCONTROLLED COPY WHEN PRINTED

DESIGNED	
QUALIFICATION	
DATE:	DD/MM/YYYY
REVIEWER	
QUALIFICATION	
DATE:	DD/MM/YYYY
INDEPENDENT DESIGN CERTIFIER (IF REQUIRED)	
QUALIFICATION	
DATE:	DD/MM/YYYY

Government of South Australia
 Department for Infrastructure and Transport

DESIGNED: DIT				DRAFTED: DIT				ACCEPTED FOR USE: R.D. WHITFORD				ACCEPTANCE FORM KNET No.:				DRAWING No.: S - 4054				SHEET No.: 14				AMEND No.: 2			
CHECKED: A.N.				REVIEWED: A.N.				DATE: 16/04/1998				LATITUDE:				LONGITUDE:											