



St. George College

School Travel Plan

2010 -2014

[in this document insert images of students participating in activities that demonstrate safer, greener and more active travel]

Contents

[insert page numbers]

1. Introduction	
2. The current situation.....	
2.1 Survey summary: Younger children	
2.2 Survey summary: Primary and Middle Years	
2.3 Survey summary: Parent/Carer	
2.4 Survey summary: Teachers	
2.5 Other comments about school travel	
3. Targets	
4. Education plan	
5. Active travel program	
6. Council works plan	
7. Monitoring and review	
8. Endorsement	
9. Results	
10. Annual update	

1. Introduction

School Context Statement

Saint George College is the first Greek Orthodox Bilingual College in South Australia. It was established in 1983 and operated for the first time in 1984. As an independent, co-educational, Christian school the College provides education from Playgroup to Year 12. The college operates under the auspices of the Greek Orthodox Archdiocese of Australia and overall responsibility for the College rests with the Greek Orthodox Community and Parish of St George Thebarton and Western Suburbs Inc in Adelaide, South Australia. The commencement of St George College was one of the most significant achievements in the history of the South Australian Greek Community. Over 685 students from Playgroup to Year 12 attend St George College. There is a strong contingent of ESL students from Korea, Africa, Afghanistan and Serbia giving the school a truly international flavour. Teachers at St George College are challenged with adapting their teaching methods to cater to all students, including ESL and Special Education.

2. The current situation

The surveys were completed by four target groups.

Younger children - **total of responses - 108**

Teachers - **total of responses – 19**

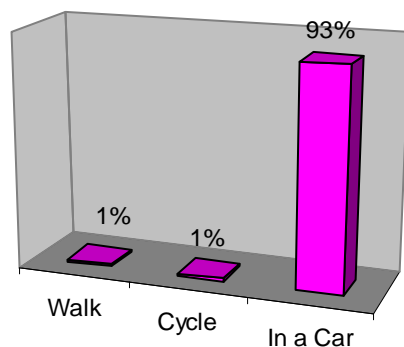
Older students - **total of responses – 173**

Parents - **total of responses – 13**

Additional information can be added into this section by the school ie method of survey completion, school enrolment numbers etc.

2.1 Survey summary: Younger children

Travel Mode



[provided by

Department for Transport, Energy and Infrastructure]

Would you like to ride or walk to school more?

Yes	54.60%	59
No	45.40%	49

Of the 108 younger student responses, 54.60% would like to ride or walk to school more.

2.2 Survey summary: Primary and Middle Years

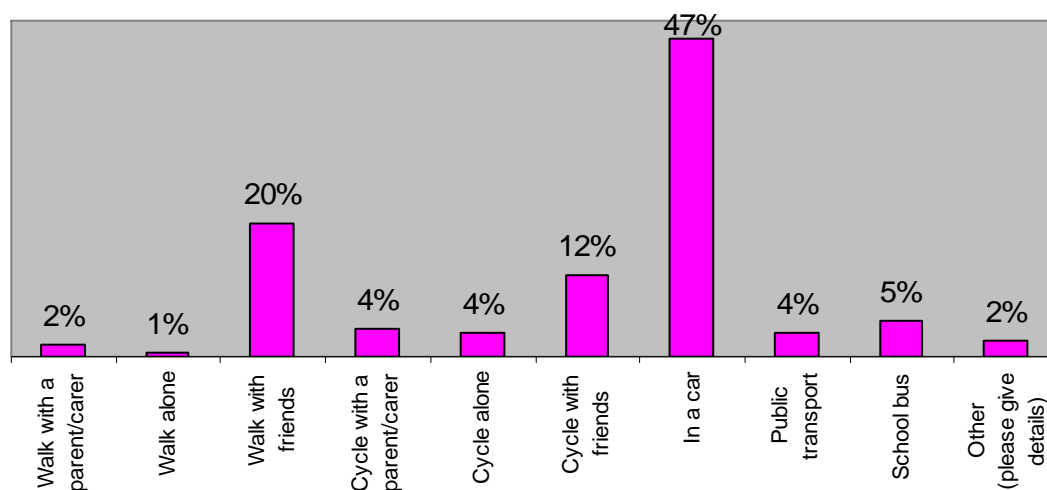
Travel modes of middle and primary years

To school

Is this the way you usually travel to school?

Yes	62.40%	108
No. Why not?	37.60%	65

Preferred travel methods



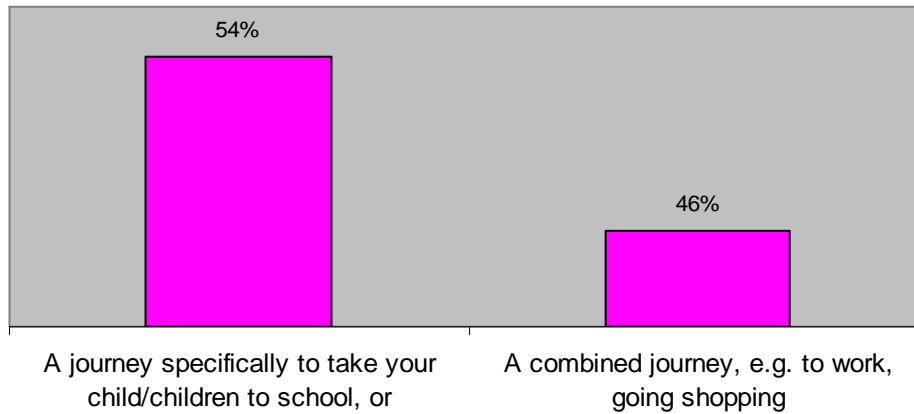
Is there a bicycle at home you can use?

yes	67.40%	117
no	32.40%	56

Currently 1% of students cycle to school. However, 67.40% of students have a bicycle at home

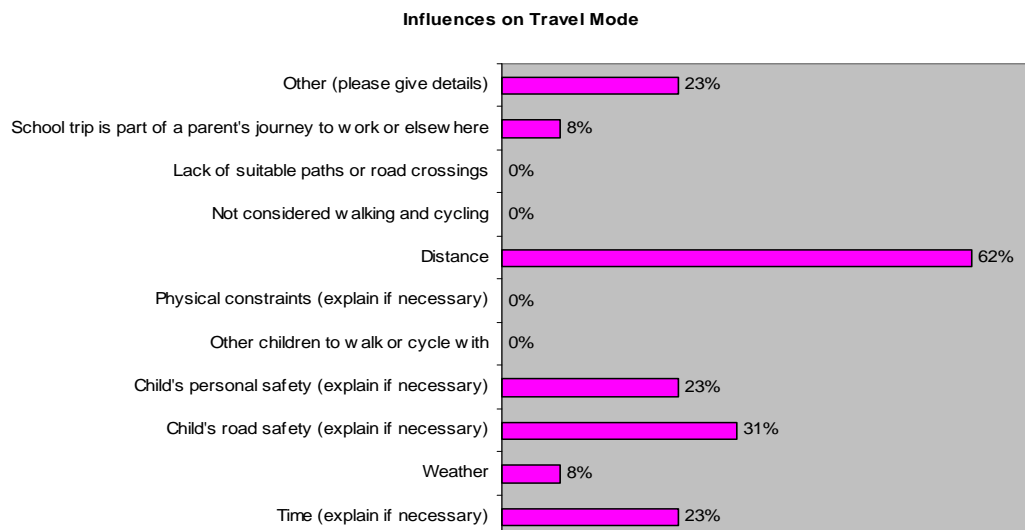
[provided by Department for Transport, Energy and Infrastructure]

2.3 Survey summary: Parent/Carer Trip to school or combined journey



[provided by Department for Transport, Energy and Infrastructure]

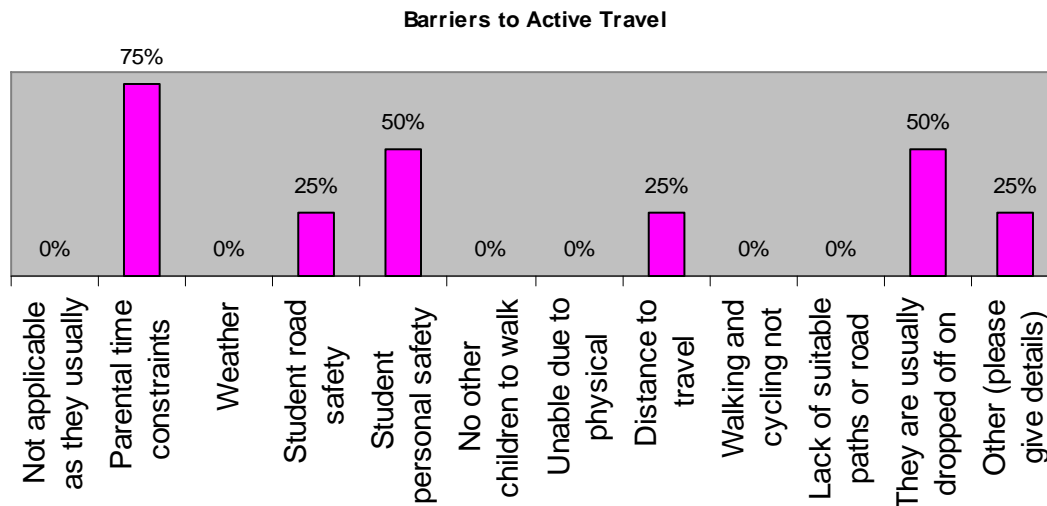
Barriers for children walking or cycling



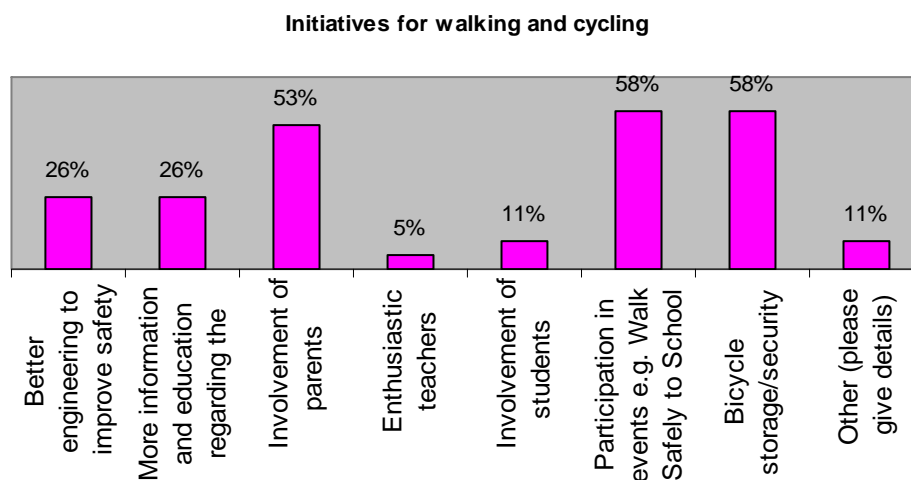
2.4 Survey summary: Teachers

Barriers for children walking or cycling

Barriers to Active Travel

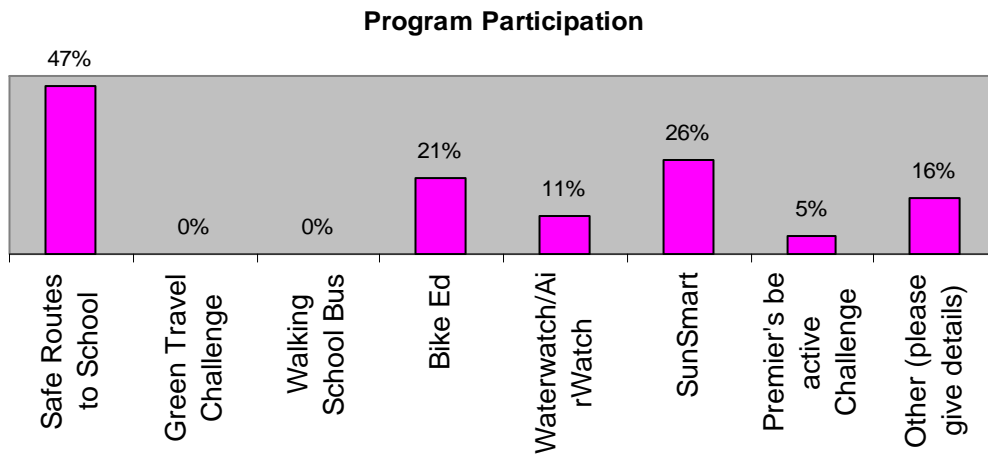


What would encourage more children to walk and cycle to and from school? (select up to three)



[provided by Department for Transport, Energy and Infrastructure]

2.5 Other comments about school travel



[provided by Department for Transport, Energy and Infrastructure]

3. Targets

- Increase the number of students walking for some or all of their journey to school
- By the end of 2011 we would like the % of students who are being driven (2010 92%) to be reduced by 7%.

4. Education plan

R/1	HOME INFO SUPPORT MATERIAL	2	HOME INFO SUPPORT MATERIAL
2010 Topic A (in all units) Unit 1 - Roads and vehicles Unit 2 - Safe pedestrian behaviours Unit 3 - Safe passenger behaviour in cars Unit 4 - Gearing up for safe play Unit 5 - About trains and trams	Home Info 1 Home Info 6 Home Info 11 Home Info 16 Home Info 30	2010 Topic B (in all units) Unit 1 - Signs and signals Unit 2 - Footpaths and hazards Unit 3 - Using the safety door Unit 4 - Safe places to ride and play Unit 5 - Safety at pedestrian crossings	Home Info 2 Home Info 7 Home Info 12 Home Info 17 Home Info 33
2011 TOPIC C (in all units) Unit 1 - Be seen, be safer Unit 2 - Hold my hand Unit 3 - Click clack front and back Unit 4 - Care of the right vehicle Unit 5 - Safety on the platform	Home Info 3 Home Info 8 Home Info 13 Home Info 18 Home Info 31	2011 TOPIC D (in all units) Unit 1 - Personal safety Unit 2 - Stop, look, listen, think and safe crossings Unit 3 - Safe behaviour on public transport Unit 4 - The rules of the road Unit 5 - Safe and happy train travel	Home Info 4 Home Info 9 Home Info 14 Home Info 19 Home Info 32
2012 TOPIC E (in all units) Unit 1 - Keeping fit and active travel Unit 2 - Walking Unit 3 - Public transport Unit 4 - Cycling Unit 5 - REVISIT TOPICS B AND C	Home Info 5 Home Info 10 Home Info 15 Home Info 20	2012 TOPIC E (in all units) Unit 1 - Keeping fit and active travel Unit 2 - Walking Unit 3 - Public transport Unit 4 - Cycling Unit 5 - REVISIT TOPICS B AND C	Home Info 5 Home Info 10 Home Info 15 Home Info 20
2013 Topic A (in all units) Unit 1 - Roads and vehicles Unit 2 - Safe pedestrian behaviours Unit 3 - Safe passenger behaviour in cars Unit 4 - Gearing up for safe play Unit 5 - About trains and trams	Home Info 1 Home Info 6 Home Info 11 Home Info 16 Home Info 30	2013 Topic B (in all units) Unit 1 - Signs and signals Unit 2 - Footpaths and hazards Unit 3 - Using the safety door Unit 4 - Safe places to ride and play Unit 5 - Safety at pedestrian crossings	Home Info 2 Home Info 7 Home Info 12 Home Info 17 Home Info 33

Way2Go School Travel Plan

.....School

2014 TOPIC C (in all units) Unit 1 - Be seen, be safer Unit 2 - Hold my hand Unit 3 - Click clack front and back Unit 4 - Care of the right vehicle Unit 5 - Safety on the platform	Home Info 3 Home Info 8 Home Info 13 Home Info 18 Home Info 31	2014 TOPIC D (in all units) Unit 1 - Personal safety Unit 2 - Stop, look, listen, think and safe crossings Unit 3 - Safe behaviour on public transport Unit 4 - The rules of the road Unit 5 - Safe and happy train travel	Home Info 4 Home Info 9 Home Info 14 Home Info 19 Home Info 32
---	--	--	--

3	HOME INFO SUPPORT MATERIAL	4	HOME INFO SUPPORT MATERIAL
2010 Topic A (in all units) Unit 1 – Transport and travel history Unit 2 – Stop, look, listen, think in difficult situations Unit 3 – Always wear a seatbelt Unit 4 – Being ready for independent travel –choices and responsibilities Unit 5 – about trains and trams	Home Info 27 Home Info 6 Home Info 12 Home Info 16 Home Info 30	2010 Topic B (in all units) Unit 1 – Four wheels and a motor Unit 2 – Do we have time Unit 3 – Safe behaviour in and around Unit 4 –always wear your helmet when you ride or skate Unit 5 - Safety at pedestrian crossings	Home Info 28 Home Info 9 Home Info 13 Home Info 24 Home Info 33
2011 TOPIC D in Unit 1 – Cars and our health TOPIC C in Unit 2 – Making eye contact with other road users Unit 3 – Using buses, trains and trams TOPIC D in Unit 4 – safe bike TOPIC C in Unit 5 – think about the impact	Home Info 21 Home Info 7 Home Info 11 Home Info 18 Home Info 31	2011 TOPIC E in Unit 1 – Cars and our community space TOPIC D in Unit 2 – Walking conditions Unit 3 – Happy passengers TOPIC E in Unit 4 – safe small wheeled vehicles TOPIC D in Unit 5 – travelling safely	Home Info 22 - Home Info 14 Home Info 19 Home Info 34

<p>2012 TOPIC F in Unit 1 – Cars and our environment</p> <p>TOPIC E in Unit 2 – Walking for wellbeing Unit 3 – Who uses public transport? Why?</p> <p>TOPIC G in Unit 4 – Hazards and safe places to ride or skate</p> <p>TOPIC E in Unit 5 – signs</p>	<p>Home Info 23</p> <p>Home Info 10</p> <p>Home Info 15</p> <p>Home Info 17</p> <p>Home Info 32</p>	<p>2012 TOPIC G in Unit 1 – Sustainable travel modes</p> <p>TOPIC F in Unit 2 – Personal safety</p> <p>TOPIC E in Unit 3 – who uses public transport? Why?</p> <p>TOPIC H in Unit 4 – Cycling as a sustainable travel option TOPIC F in Unit 5 – effective and considerate use of trains and trams</p>	<p>-</p> <p>-</p> <p>-</p> <p>Home Info 20</p> <p>Home Info 35</p>
<p>2013 Topic A (in all units) Unit 1 – Transport and travel history Unit 2 – Stop, look, listen, think in difficult situations Unit 3 – Always wear a seatbelt Unit 4 – Being ready for independent travel –choices and responsibilities Unit 5 – about trains and trams</p>	<p>Home Info 27</p> <p>Home Info 6</p> <p>Home Info 12 Home Info 16</p> <p>Home Info 30</p>	<p>2013 Topic B (in all units) Unit 1 – Four wheels and a motor Unit 2 – Do we have time Unit 3 – Safe behaviour in and around Unit 4 –always wear your helmet when you ride or skate Unit 5 - Safety at pedestrian crossings</p>	<p>Home Info 28</p> <p>Home Info 9 Home Info 13</p> <p>Home Info 24</p> <p>Home Info 33</p>
<p>2014 TOPIC D in Unit 1 – Cars and our health TOPIC C in Unit 2 – Making eye contact with other road users Unit 3 – Using buses, trains and trams TOPIC D in Unit 4 – safe bike TOPIC C in Unit 5 – think about the impact</p>	<p>Home Info 21</p> <p>Home Info 7</p> <p>Home Info 11</p> <p>Home Info 18</p> <p>Home Info 31</p>	<p>2014 TOPIC E in Unit 1 – Cars and our community space TOPIC D in Unit 2 – Walking conditions Unit 3 – Happy passengers TOPIC E in Unit 4 – safe small wheeled vehicles TOPIC D in Unit 5 – travelling safely</p>	<p>Home Info 22</p> <p>Home Info 14</p> <p>Home Info 19</p> <p>Home Info 34</p>

5	HOME INFO SUPPORT MATERIAL	6	HOME INFO SUPPORT MATERIAL
<p>2010 Topic C Unit 1 – How we travel</p> <p>TOPIC F Unit 1 –cars and our environment</p> <p>TOPIC G Unit 1 – Sustainable travel modes</p> <p>TOPIC C Unit 4 - Gearing up with protective clothing and accessories</p> <p>TOPIC E Unit 2 – Walking for wellbeing</p>	<p>Home Info 29</p> <p>-</p> <p>-</p> <p>Home Info 26</p> <p>-</p>	<p>2010 Topic A -E Unit 1 – Sharing the road, car culture, car industry, Cars – the other side, Our changing world</p> <p>TOPIC A – E Unit 2 – Safe Walker, choices and consequences, hazards, road safety and the media, taking risks, why walk?</p>	<p>Home Info 36</p> <p>Home Info 37</p>
<p>2011 TOPIC D Unit 1 – Cars and our health</p> <p>TOPIC C Unit 2 – Making eye contact with other road users Unit 3 – Using buses, trains and trams</p> <p>TOPIC F Unit 4 – Cycling and the law</p> <p>TOPIC C Unit 5 – think about the impact</p>	<p>Home Info 21</p> <p>Home Info 7</p> <p>Home Info 11</p> <p>Home Info 25</p> <p>Home Info 31</p>	<p>2011 TOPIC A – E Unit 4 – Safer rider, smart machine, road rules, risks, reactions and hazards, why cycle?</p> <p>TOPICS A – J: Unit 5 – about trains and trams, safety at pedestrian crossings, think about impact, safety signs, that’s the ticket.</p>	<p>Home Info 39</p> <p>Home Info 40</p>

<p>2012 TOPIC F Unit 1 – Cars and our environment</p> <p>TOPIC E Unit 2 – Walking for wellbeing Unit 3 – Who uses public transport? Why?</p> <p>TOPIC G Unit 4 – Hazards and safe places to ride or skate</p> <p>TOPIC E Unit 5 – signs</p>	<p>Home Info 23</p> <p>Home Info 10 Home Info 15</p> <p>Home Info 17</p> <p>Home Info 32</p>	<p>2012 Topic A -E Unit 1 – Sharing the road, car culture, car industry, Cars – the other side, Our changing world</p> <p>TOPIC A – E Unit 2 – Safe Walker, choices and consequences, hazards, road safety and the media, taking risks, why walk?</p>	<p>Home Info 36</p> <p>Home Info 37</p>
<p>2013 Topic C Unit 1 – How we travel</p> <p>TOPIC F Unit 1 –cars and our environment</p> <p>TOPIC G Unit 1 – Sustainable travel modes</p> <p>TOPIC C Unit 4 - Gearing up with protective clothing and accessories</p> <p>TOPIC E Unit 2 – Walking for wellbeing</p>	<p>Home Info 29</p> <p>-</p> <p>-</p> <p>Home Info 26</p> <p>-</p>	<p>2013 TOPIC A – E Unit 4 – Safer rider, smart machine, road rules, risks, reactions and hazards, why cycle?</p> <p>TOPICS A – J: Unit 5 – about trains and trams, safety at pedestrian crossings, think about impact, safety signs, that’s the ticket.</p>	<p>Home Info 36</p> <p>Home Info 37</p>

2014		2014	
TOPIC D Unit 1 – Cars and our health	Home Info 21	Topic A -E Unit 1 – Sharing the road, car culture, car industry, Cars – the other side, Our changing world	Home Info 39
TOPIC C Unit 2 – Making eye contact with other road users Unit 3 – Using buses, trains and trams	Home Info 7 Home Info 11		
TOPIC F Unit 4 – Cycling and the law	Home Info 25	TOPIC A – E Unit 2 – Safe Walker, choices and consequences, hazards, road safety and the media, taking risks, why walk?	Home Info 40
TOPIC C Unit 5 – think about the impact	Home Info 31		

7	HOME INFO SUPPORT MATERIAL
<p>2010</p> <p>TOPIC A – E</p> <p>Unit 4 – Safer rider, smart machine, road rules, risks, reactions and hazards, why cycle?</p> <p>TOPICS A – J:</p> <p>Unit 5 – about trains and trams, safety at pedestrian crossings, think about impact, safety signs, that’s the ticket.</p>	<p>Home Info 39</p> <p>Home Info 40</p>
<p>2011</p> <p>TOPIC A – E</p> <p>Unit 4 – Safer rider, smart machine, road rules, risks, reactions and hazards, why cycle?</p> <p>TOPICS A – J:</p> <p>Unit 5 – about trains and trams, safety at pedestrian crossings, think about impact, safety signs, that’s the ticket.</p>	<p>Home Info 36</p> <p>Home Info 37</p>
<p>2012</p> <p>TOPIC A – E</p> <p>Unit 4 – Safer rider, smart machine, road rules, risks, reactions and hazards, why cycle?</p> <p>TOPICS A – J:</p> <p>Unit 5 – about trains and trams, safety at pedestrian crossings, think about impact, safety signs, that’s the ticket.</p>	<p>Home Info 39</p> <p>Home Info 40</p>

<p>2013</p> <p>TOPIC A – E</p> <p>Unit 4 – Safer rider, smart machine, road rules, risks, reactions and hazards, why cycle?</p> <p>TOPICS A – J:</p> <p>Unit 5 – about trains and trams, safety at pedestrian crossings, think about impact, safety signs, that’s the ticket.</p>	<p>Home Info 36</p> <p>Home Info 37</p>
<p>2014</p> <p>TOPIC A – E</p> <p>Unit 4 – Safer rider, smart machine, road rules, risks, reactions and hazards, why cycle?</p> <p>TOPICS A – J:</p> <p>Unit 5 – about trains and trams, safety at pedestrian crossings, think about impact, safety signs, that’s the ticket.</p>	<p>Home Info 39</p> <p>Home Info 40</p>

5. Active travel program

- All teachers and classes include some activities from the cycling and safety unit and the pedestrian unit the resource.
- Complete “Hand up Survey” twice yearly – Terms 1 & 4 by week 2 of each term.
- Introduce a “Walk to School Day” from drop off point in local area [teacher/parent supervision points at and along a selected course]
- A Focus Week on Way2Go using the DVD resource as motivation
- Increase awareness of cycling –safety and benefits [consider teaching theory / content of ‘Bike Ed.’ Program]

6. Council works plan

Engineering Plan

7. Monitoring and review

Hands up Survey – 2x year

On Line Survey

Focus teachers to attend planning events and working conference days/evening

8. Endorsement

The School Travel Plan for St George College has been endorsed by the Principal on behalf of the school, and representatives of the local government council and the Department for Transport, Energy and Infrastructure (DTEI).

Principal: _____

Signature: _____

Date: _____

Representative of local government council: _____

Signature: _____

Date: _____

Representative of Department for Transport, Energy and Infrastructure:

Signature: _____

Date: _____

9. Results

[insert hands up survey results in graph, include date and brief summary statement]

The School Community at Saint George conducted travel surveys from (DATES). (AMOUNT) people completed the survey and the results were ().

10. Annual update

End of **first** year 25/6/2011

End of **second** year 25/6/2012

End of **third** year 25/6/2013

End of **fourth** year 25/6/2014

End of **fifth** year 25/6/2015