

Guide

Make a Feedback Submission on the Revised Planning and Design Code

Version 1.1

27 November 2020



Government of South Australia
Attorney-General's Department



Table of Contents

How to submit your feedback	3
1. Register for a Submission Account.....	4
2. Log in to Your Submission Account.....	7
3. Make a Feedback Submission.....	8
Update Your Submitter Details.....	9
Review Part of the Code	10
Provide Comments on Parts of the Code	11
Edit Your Comments.....	12
4. Add Comments to the In-progress Feedback Submission	14
Provide feedback on a different Part of the Code.....	15
5. Review Your Feedback Submission	17
6. Submit Your Feedback Submission.....	18

Revised Planning and Design Code for Phase Three

South Australians have a further opportunity to provide feedback on the revised draft Planning and Design Code (Code) from 4 November 2020 to 18 December 2020.

The [revised Planning and Design Code](#) is now available electronically and includes details of the State Planning Commission's proposed policy improvements in response to community feedback.

Everyone now has the opportunity to familiarise themselves with the new system, comment on the revised planning policies and experience how the new planning system will operate once fully implemented.

How to submit your feedback

There are two ways in which you can submit your feedback.

- [The Code Feedback Tool](#) - Feedback can be submitted via the online Code Feedback Tool which gives everyone the opportunity to comment on the planning policies for their area and to experience how the new planning system will operate once implemented.
- Alternatively, members of the community may prefer to submit their feedback via email to: DIT.planningreformsubmissions@sa.gov.au.

All formal submissions will be considered by the Commission when determining any changes to the revised draft Planning and Design Code.

You will receive an email acknowledging receipt of your submission. Your submission will be published on the PlanSA portal. Personal addresses, email and phone numbers are not published; however, company details are.

Contact details

For general enquiries please email us at PlanSA@sa.gov.au or call us on 1800 752 664 during business hours (8.00 am to 6.00 pm, weekdays).

1. Register for a Submission Account

Once created your online account is unique to you and will allow you to log in multiple times to the **Code Feedback tool** to make edits, provide further comments on parts of the code up until you are ready to submit your submission.

1. Click on **register** within the PlanSA Open Feedback screen.

PlanSA

Code Amendment online submission

1 If you have already created an account, please [Login](#).

To make a submission you will need to [register](#) for an online user account.

Name	Closing Date
Phase Three Public Consultation	18/12/2020

[Login to make submission](#)

Information. If you select **Login to make submission** without having registered for an account, you will have the ability to **Register** within the Log in screen (see below image).

PlanSA

Log in

Please enter your username and password.
[Register](#) if you don't have an account.

Username:

Password:

Keep me logged in

[Log in](#) [Forgot password](#)

Supported browsers: Firefox, Chrome, Internet Explorer8, Internet Explorer9

- Complete the **Your Information** fields with your details, and then **Create Account** to submit your account registration.



Create an account to make online submissions

Before you start please provide us with some basic details to support your submission.

This information will not be used for any other purpose other than this consultation.

By creating an account you will be able to make further submissions at any time without having to re-enter your personal information. In addition, you will be able to go in and change your submission at anytime, up until the time you click on the submit button. This means you don't have to complete your submission in one go but can return to and continue working on it.


If you are submitting on behalf of an Organisation or business you will have the option to add this to your submission on the form.

If you have already created an account, please [Login](#).

Once you have created your account you will receive a **confirmation email**. This email will contain a link that you will need to click on to activate your account. If you have not received an email within 5 minutes please check your junk mail folder.

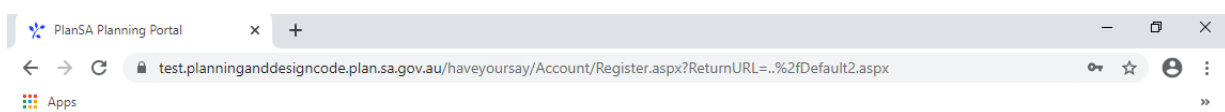
Your information

<p>First name*</p> <input type="text" value="Penny"/>	<p>Last name*</p> <input type="text" value="Public"/>
<p>Email*</p> <input type="text" value="public@email.com.au"/>	<p>Confirm email*</p> <input type="text" value="public@email.com.au"/>
<p>Phone*</p> <input type="text" value="0400 000 000"/>	
<p>Password*</p> <input type="password" value="••••••••"/>	<p>Confirm password*</p> <input type="password" value="••••••••"/>



Type the code from the image

- Click on **Return Home** and check your email inbox for your registration confirmation email.






Thank You

Your account has been created. You will shortly receive a confirmation email. This email will contain a link that you will need to click on to activate your account. If you have not received an email within 5 minutes please check your junk mail folder.

[← Back](#) [Return Home](#)

3

4. Click on **Activate my online submission account** link confirming your email address.

 Reply  Reply All  Forward  IM



Tue 3/11/2020 7:46 AM

dit.opanddcodesupport@sa.gov.au

Online Submission Account- Verify Account

To

 Click here to download pictures. To help protect your privacy, Outlook prevented automatic download of some pictures in this message.

Verify your account

We have received an online submission account registration

To activate this account, select the link below.

If you do not select the link, you will **not** be able to submit an online submission.

[Activate my online submission account](#)

Please do not reply to this email as it is automatically generated

4

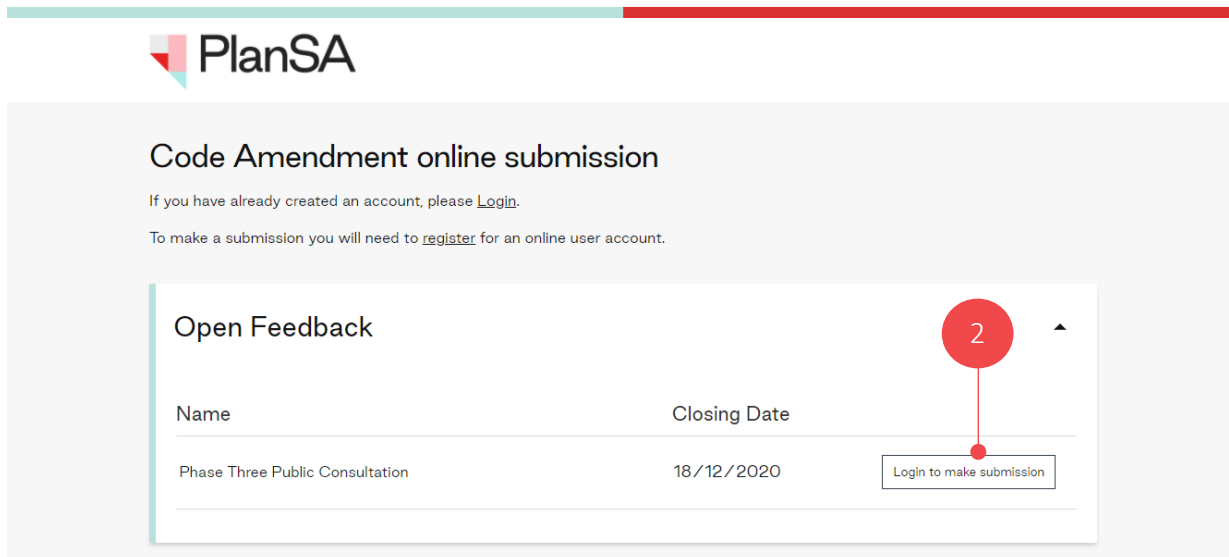
On activating your online account, you will then be able to login following the [Log in to Your Submission Account](#) instructions.



Thank you for registering. You may now [Login](#)

2. Log in to Your Submission Account

1. Follow the link to **PlanSA – Have your say** page to open the **Code Feedback tool**.
https://plan.sa.gov.au/have_your_say/code_and_development_plan_amendments#current_code_amendments.
2. Click **Login to make submission**.



PlanSA

Code Amendment online submission

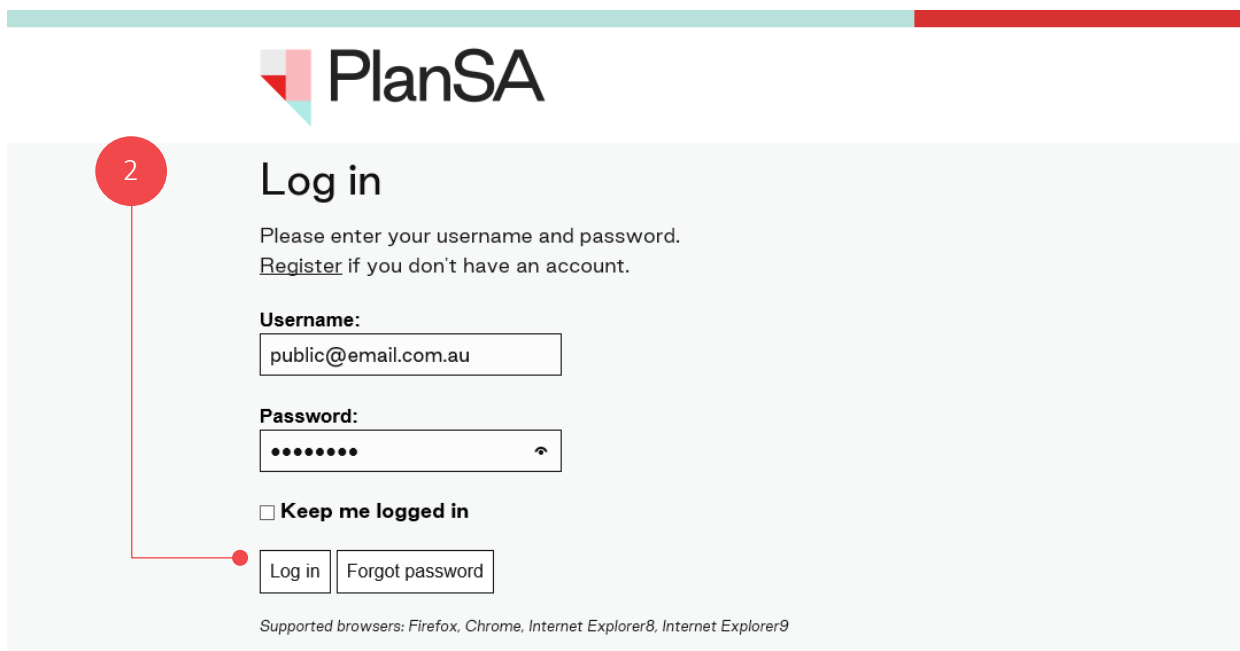
If you have already created an account, please [Login](#).

To make a submission you will need to [register](#) for an online user account.

Name	Closing Date
Phase Three Public Consultation	18/12/2020

[Login to make submission](#)

3. Complete the login fields with your email address as your username, and the password you set in your registration form, and then **Log in**.



PlanSA

Log in

Please enter your username and password.
[Register](#) if you don't have an account.

Username:

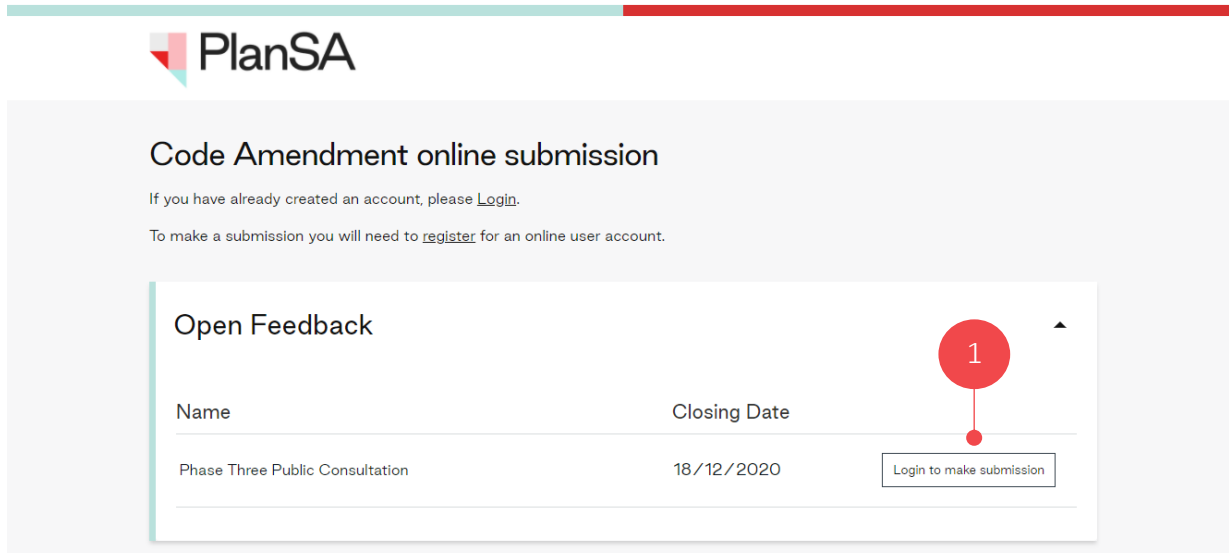
Password:

Keep me logged in

Supported browsers: Firefox, Chrome, Internet Explorer8, Internet Explorer9

3. Make a Feedback Submission

1. Click **Login to make submission** against the applicable policy released.



PlanSA

Code Amendment online submission

If you have already created an account, please [Login](#).

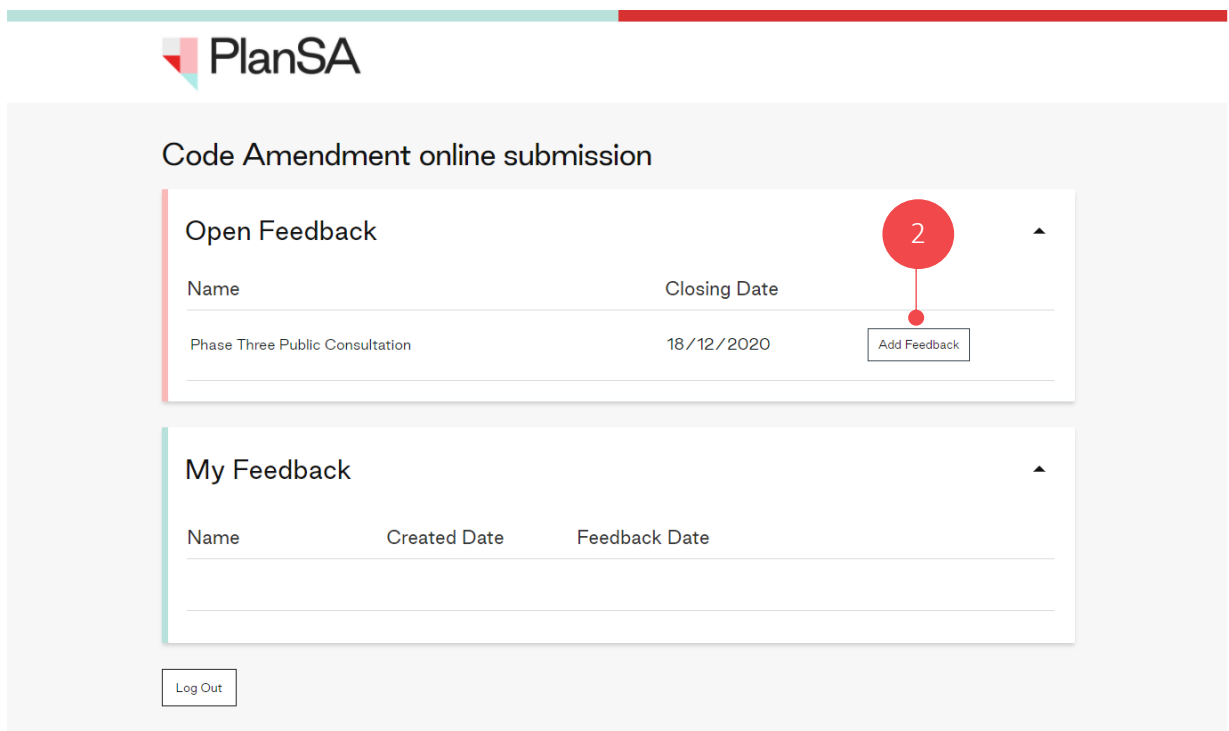
To make a submission you will need to [register](#) for an online user account.

Open Feedback	
Name	Closing Date
Phase Three Public Consultation	18/12/2020

[Login to make submission](#)

On saving a 'draft' of your submission comments this will be available from the **My Feedback** table with the option to Edit, Submit, Discard, and View. To make further comments to Parts of the Code refer to [Add](#) instructions.

2. Click on **Add Feedback**.



PlanSA

Code Amendment online submission

Open Feedback	
Name	Closing Date
Phase Three Public Consultation	18/12/2020

[Add Feedback](#)

My Feedback		
Name	Created Date	Feedback Date

[Log Out](#)

Update Your Submitter Details

The submitter information will automatically default with your **full name** and **email**; based on your submission account details.



Phase Three Public Consultation

Introduction

The State Planning Commission has completed its consideration of more than 2000 submissions on the draft Planning and Design Code and has made significant improvements to the Code in response to feedback from the South Australian community. These changes are outlined in the [Summary of Post Consultation Amendments](#).

The revised draft Code is now available for everyone to review in its electronic format. You are invited to check how previous feedback has been included and provide further comment on the proposed policy changes.

Your feedback must be submitted by the close of consultation at 5pm on Friday 18 December 2020.

Following the close of consultation and consideration of your feedback, the Commission will make a recommendation to the Minister for Planning and Local Government to implement the State's new planning system in 2021.

If you need assistance with your submission please contact the PlanSA service desk on 1800 752 664 or email plansa@sa.gov.au

Are you submitting as an individual or as an organisation?

Individual

Organisation

First name:

Penny

Last name:

Public

Email:

public@email.sa.gov.au

3. If you are making a submission on behalf of an organisation, such as a community group, council, State Government agency then choose the **Organisation** option then provide the **Organisation** name.

Are you submitting as an individual or as an organisation?

Individual

Organisation

Organisation:

Enter the organisation name

First name:

Penny

Last name:

Public

Email:

public@email.sa.gov.au

Review Part of the Code

- The Code navigation tree on the left-hand-side is how you will drill down to specific policy parts of the Code.

Navigation Tips and Tricks

- Use the + (plus) to expand the Part or Policy.
- Use the – (minus) to collapse the Part or Policy.
- Use the scroll bar on the right hand side of the Part to review the content.

Exploring the Code Example

- Expand **Part 2 – Zone and Sub Zones** to view all the policy Zones and Sub Zones.
- Expand **City Living Zone** to view the Assessment Provisions and the Assessment Pathway tables.
- Expand **Assessment Provisions** to view the Desired Outcomes and Performance Outcomes and Deemed-to-Satisfy criteria / Designated Performance Feature tables.
- Expand **Desired Outcomes** to choose and view a specific desired outcome.

- + Part 1 – Rules of Interpretation
- A** – Part 2 – Zones and Sub Zones
- + Adelaide Country Zone
- + Adelaide Park Lands Zone
- + Business Neighbourhood
- + Capital City Zone
- + Caravan and Tourist Park Zone
- B** – City Living Zone
- C** – Assessment Provisions (AP)
- Desired Outcome (DO)
- D** **DO 1**
- + Performance Outcomes (PO) and Deemed-to-Satisfy (DTS) Criteria / Designated Performance Feature (DPF)
- Table 1 – Accepted Development Classification
- Table 2 – Deemed-to-Satisfy Development Classification
- Table 3 – Applicable Policies for Performance Assessed Development
- Table 4 – Restricted Development Classification
- Table 5 – Procedural Matters (PM) – Notification
- + Medium-High Intensity Subzone
- + North Adelaide Low Intensity Subzone
- + East Terrace Subzone

Part 2 - Zones and Sub Zones

City Living Zone

Assessment Provisions (AP)

Desired Outcome (DO)

Desired Outcome	
DO 1	Predominantly low-rise, low to medium-density housing, with medium rise in identified areas, that supports a range of needs and lifestyles located within easy reach of a diversity of services and facilities that support city living. Small scale employment and community service uses in association with residential activity contribute to making the neighbourhood a convenient place to live without compromising residential amenity.

Do You:

Support

Oppose

Amend

Your Feedback

abc ▼
🔍
✂
📄
🔍
↩
↪
B
I
U
abc
☰
☰

Clear
Save feedback

Provide Comments on Parts of the Code

5. Complete the feedback fields as follows.

- Choose if you **Support**, **Oppose** or **Amend** the policy reviewed.
- Provide **your feedback**.

6. **Save Feedback** to keep.

The **Your Feedback** table displays the feedback you have saved.

Your Feedback
 Here is a table showing all the submission points that you have saved so far. If you would like to edit a point, simply click on it in the table below, edit and save again. To delete a point, use the delete button provided in the table.

Plan Section	Support/Oppose	Your Feedback
Part 2 - Zones and Sub Zones > City Living Zone > Assessment Provisions (AP) > Desired Outcome (DO) > DO 1	Support	Write your comments / feedback / suggestions and then Save feedback to keep. Discard

Submit Save Draft and Return Home Cancel

Edit Your Comments

7. Click on the feedback record you wish to edit.

Your Feedback
Here is a table showing all the submission points that you have saved so far. If you would like to edit a point, simply click on it in the table below, edit and save again. To delete a point, use the delete button provided in the table.

Plan Section	Support/Oppose	Your Feedback
Part 2 - Zones and Sub Zones > City Living Zone > Assessment Provisions (AP) > Desired Outcome (DO) > DO 1	Support	Write your comments / feedback / suggestions and then Save feedback to keep. Discard

Submit Save Draft and Return Home Cancel

8. Make your edits as follows.

- Click in the **Your Feedback** area to add and/or edit your feedback.
- Ensure one of the options **Support**, **Oppose** or **Amend** is checked.

9. **Save Feedback** to keep.

Important! On saving your changes the **Do You** selections and **Your Comments** no longer show your feedback. Your updates have been saved and can be viewed within the **Your Feedback** table as illustrated in step 10 on page 12.

- + Caravan and Tourist Park Zone
- City Living Zone
 - Assessment Provisions (AP)
 - Desired Outcome (DO)
 - DO 1**
 - + Performance Outcomes (PO) and Deemed-to-Satisfy (DTS) Criteria / Designated Performance Feature (DPF)
 - Table 1 - Accepted Development Classification
 - Table 2 - Deemed-to-Satisfy Development Classification
 - Table 3 - Applicable Policies for Performance Assessed Development
 - Table 4 - Restricted Development Classification
 - Table 5 - Procedural Matters (PM) - Notification
- + Medium-High Intensity Subzone
- + North Adelaide Low Intensity Subzone
- + East Terrace Subzone
- + City Main Street Zone

City Living Zone

Assessment Provisions (AP)
Desired Outcome (DO)

Desired Outcome	
DO 1	Predominantly low-rise, low to medium-density housing, with medium rise in identified areas, that supports a range of needs and lifestyles located within easy reach of a diversity of services and facilities that support city living. Small scale employment and community service uses in association with residential activity contribute to making the neighbourhood a convenient place to live without compromising residential amenity.

Do You:

Support

Oppose

Amend

Your Feedback

Write your comments / feedback / suggestions and then **Save feedback** to keep.

Add more comments and **Save feedback** to keep changes. 8

Clear
Save feedback
9

Under **Your Feedback** the edits you made are reflected.

10. Click **Save Draft and Return Home** if you are planning to return to your feedback submission to make further comments.

Your Feedback
 Here is a table showing all the submission points that you have saved so far. If you would like to edit a point, simply click on it in the table below, edit and save again. To delete a point, use the delete button provided in the table.


Plan Section	Support/Oppose	Your Feedback
Part 2 - Zones and Sub Zones > City Living Zone > Assessment Provisions (AP) > Desired Outcome (DO) > DO 1	Support	Write your comments / feedback / suggestions and then Save feedback to keep. Discard Add more comments and Save feedback to keep changes.

10

Submit Save Draft and Return Home Cancel

On returning to the home page, under the **My Feedback** section your saved feedback submission is available.

11. Click on **Log Out**.



Code Amendment online submission

Open Feedback ▲

Name	Closing Date	
Phase Three Public Consultation	18/12/2020	Add Feedback

My Feedback ▲

Name	Created Date	Feedback Date	
Phase Three Public Consultation (closes in 45 days)	03/11/2020		Edit Submit Discard View

Log Out 11

4. Add Comments to the In-progress Feedback Submission

Up until you submit your feedback submission you can make edits to your feedback, to provide additional feedback on Part/s of the Code (refer to the image below).

Your Feedback

Here is a table showing all the submission points that you have saved so far. If you would like to edit a point, simply click on it in the table below, edit and save again. To delete a point, use the delete button provided in the table.

Plan Section	Support/Oppose	Your Feedback
Part 2 - Zones and Sub Zones > City Living Zone > Assessment Provisions (AP) > Desired Outcome (DO) > DO 1	Support	Write your comments / feedback / suggestions and then Save feedback to keep. Discard

1. Follow the link to **PlanSA – Have your say** page to open the Consultation tool. https://plan.sa.gov.au/have_your_say/code_and_development_plan_amendments#current_code_amendments.
2. Complete **Log in to Your Submission Account** instructions.
3. Within **My Feedback** click on Edit against your in-progress feedback submission.



Code Amendment online submission

Open Feedback

Name	Closing Date
Phase Three Public Consultation	18/12/2020

Add Feedback

My Feedback

Name	Created Date	Feedback Date
Phase Three Public Consultation (closes in 45 days)	03/11/2020	3

Edit Submit Discard View

Log Out

Provide feedback on a different Part of the Code

- From the Code navigation tree on the left-hand-side drill down to a different policy Part to provide feedback on.

Exploring the Code Example

- Expand **Part 3 – Overlays** to view all the policy Overlays.
- Expand **Affordable Housing Overlay** to view the Assessment Provisions and the Procedural Matters.
- Expand **Assessment Provisions** to view and select either the Desired Outcomes or Performance Outcomes and Deemed-to-Satisfy criteria / Designated Performance Feature tables.

- + Part 1 – Rules of Interpretation
- + Part 2 – Zones and Sub Zones
- A** – Part 3 – Overlays
 - + Adelaide Dolphin Sanctuary Overlay
 - + Advertising Near Signalised Intersections Overlay
 - B** – Affordable Housing Overlay
 - Assessment Provisions (AP)
 - + Desired Outcome (DO)
 - C** + Performance Outcomes (PO) and Deemed-to-Satisfy (DTS) Criteria / Designated Performance Feature (DPF)
 - Procedural Matters (PM) – Referrals
 - + Aircraft Noise Exposure Overlay
 - + Airport Building Heights (Aircraft Landing Areas) Overlay
 - + Airport Building Heights (Regulated) Overlay
 - + Building Near Airfields Overlay
 - + Character Area Overlay
 - + Character Preservation District Overlay
 - + Coastal Areas Overlay
 - + Coastal Flooding Overlay
 - + Defence Aviation Area Overlay
 - + Design Overlay
 - + Dwelling Excision Overlay
 - + Environment and Food Production Areas Overlay
 - + Future Local Road Widening Overlay
 - + Future Road Widening Overlay
 - + Gas and Liquid Petroleum Pipelines Overlay

Part 3 - Overlays

Affordable Housing Overlay

Assessment Provisions (AP)
Performance Outcomes (PO) and Deemed-to-Satisfy (DTS) Criteria / Designated Performance Feature (DPF)

Performance Outcome	Deemed-to-Satisfy Criteria / Designated Performance Feature
Land Division	
PO 1.1 Development comprising 20 or more dwellings / allotments incorporates affordable housing.	DTS/DPF 1.1 Development results in 0-19 additional allotments / dwellings.
PO 1.2 Development comprising 20 or more dwellings or residential allotments provides housing suited to a	DTS/DPF 1.2 Development comprising 20 or more dwellings / or residential allotments includes a minimum of 15%

Do You:

Support
 Oppose
 Amend

Your Feedback

B I U abc

Clear
Save feedback

5. Complete the feedback fields as follows.

- Choose if you **Support**, **Oppose** or **Amend** the Part reviewed.
- Provide **your feedback**.

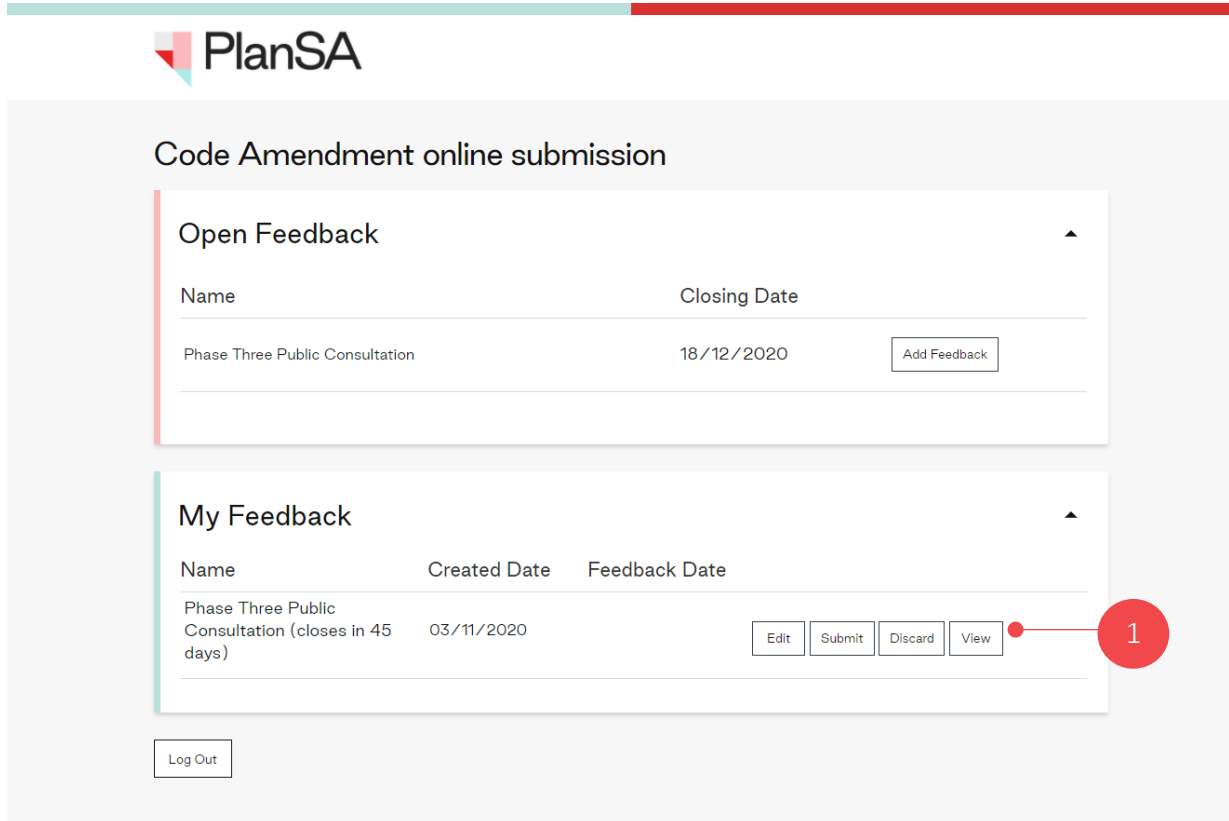
6. **Save feedback** to keep.

The **Your Feedback** section displays the feedback saved. Navigate to the Code navigation tree to view another Part of the Code to provide your feedback.

7. Click **Save Draft and Return Home** if you wish to provide further feedback.

5. Review Your Feedback Submission

1. Click **View** within your feedback submission.



PlanSA

Code Amendment online submission

Open Feedback

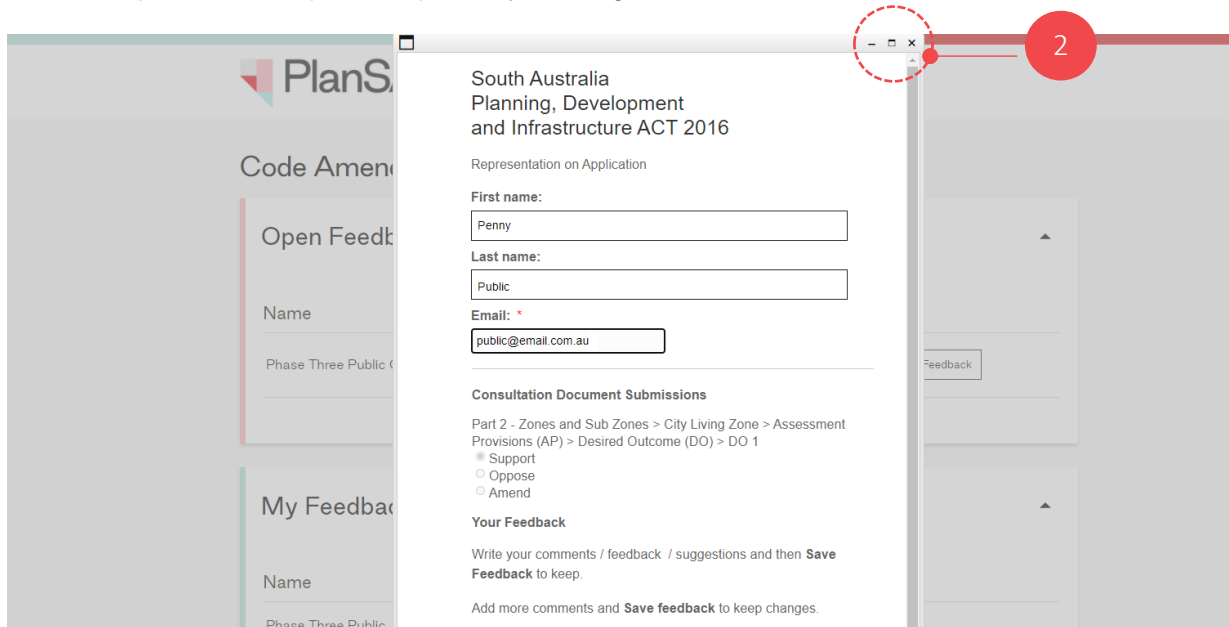
Name	Closing Date	
Phase Three Public Consultation	18/12/2020	<button>Add Feedback</button>

My Feedback

Name	Created Date	Feedback Date	
Phase Three Public Consultation (closes in 45 days)	03/11/2020		<button>Edit</button> <button>Submit</button> <button>Discard</button> <button>View</button>

Log Out

2. Adjust the view preview pane by clicking the **Maximize** icon to view the full screen.



PlanSA

Code Amendment online submission

Open Feedback

Name	Closing Date	
Phase Three Public Consultation	18/12/2020	<button>Add Feedback</button>

My Feedback

Name	Created Date	Feedback Date	
Phase Three Public Consultation (closes in 45 days)	03/11/2020		<button>Edit</button> <button>Submit</button> <button>Discard</button> <button>View</button>

Log Out

South Australia Planning, Development and Infrastructure ACT 2016

Representation on Application

First name:

Last name:

Email: *

Consultation Document Submissions

Part 2 - Zones and Sub Zones > City Living Zone > Assessment Provisions (AP) > Desired Outcome (DO) > DO 1

Support
 Oppose
 Amend

Your Feedback

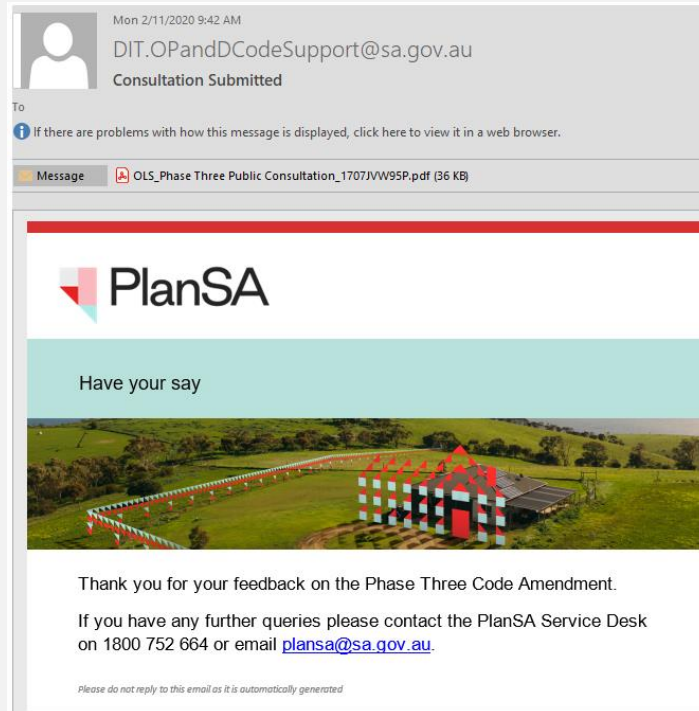
Write your comments / feedback / suggestions and then **Save Feedback** to keep.

Add more comments and **Save feedback** to keep changes.

3. Click **X** to close and return to the **My Feedback** main page (as seen in step 1).

6. Submit Your Feedback Submission

On submitting your Feedback Submission, you will receive an email acknowledging the successful submission of your feedback, including your feedback submission as a PDF document.



1. Click **Submit** within your feedback submission.



Code Amendment online submission

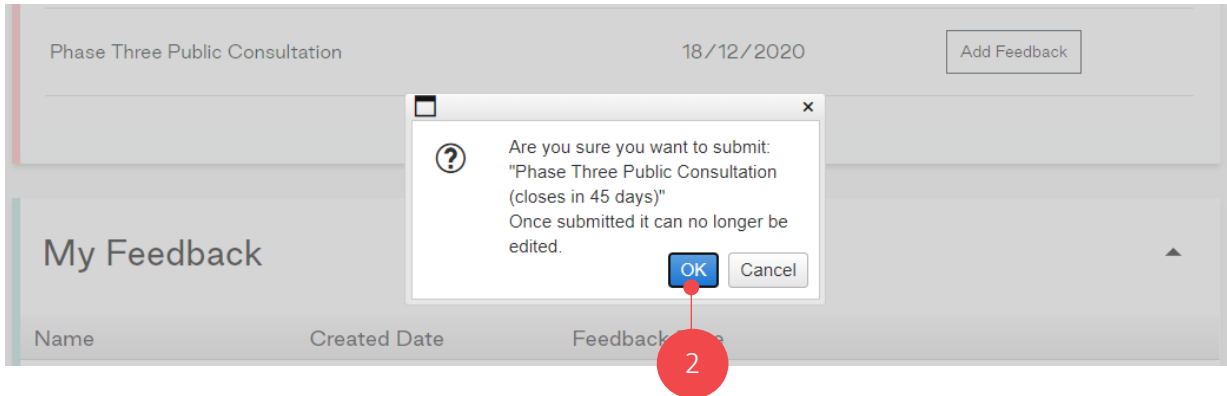
Open Feedback ▲

Name	Closing Date	
Phase Three Public Consultation	18/12/2020	<input type="button" value="Add Feedback"/>

My Feedback ▲

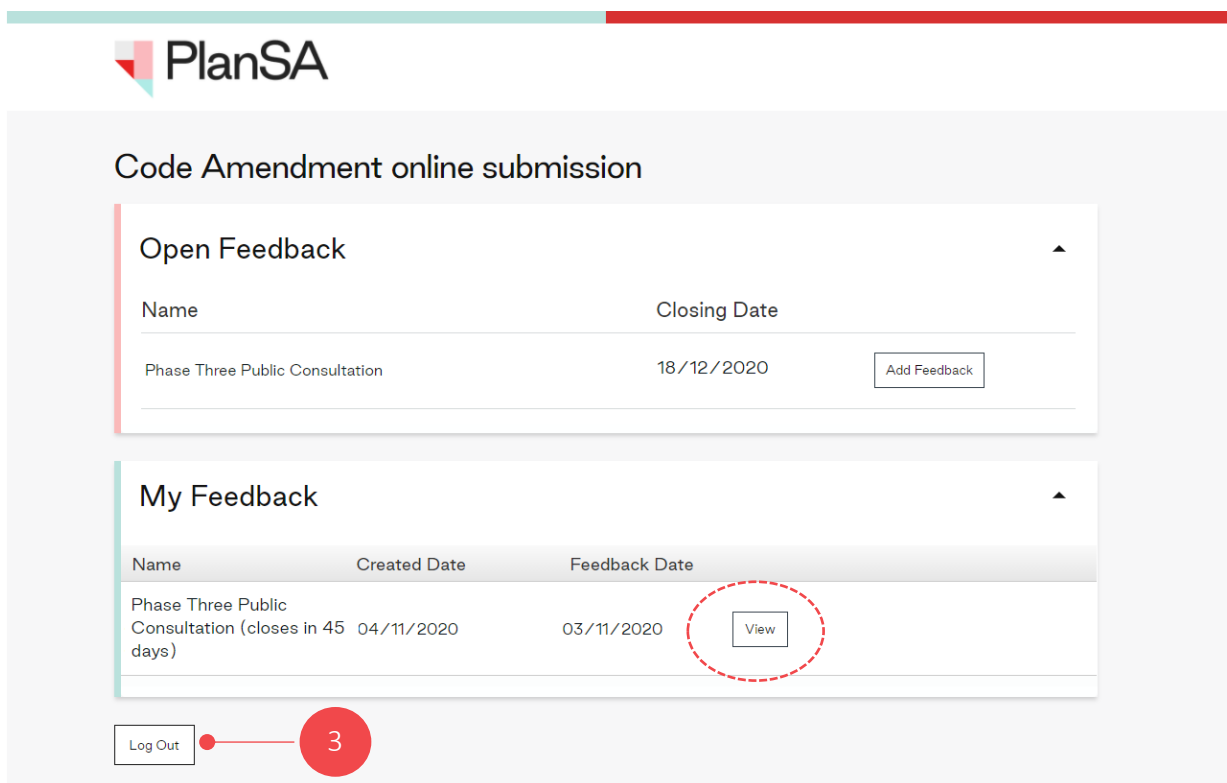
Name	Created Date	Feedback Date	
Phase Three Public Consultation (closes in 45 days)	03/11/2020		<div style="display: flex; justify-content: space-between; align-items: center;"> Edit Submit Discard View </div>

2. Confirm (**OK**) that you are ready to submit your submission and understand that once submitted you can no longer edit.



Once submitted, you can only **View** your feedback submission, i.e. no longer have the ability to edit your feedback submission.

3. **Log out** to exit.



For more information visit
plan.sa.gov.au



Government of South Australia
Attorney-General's Department