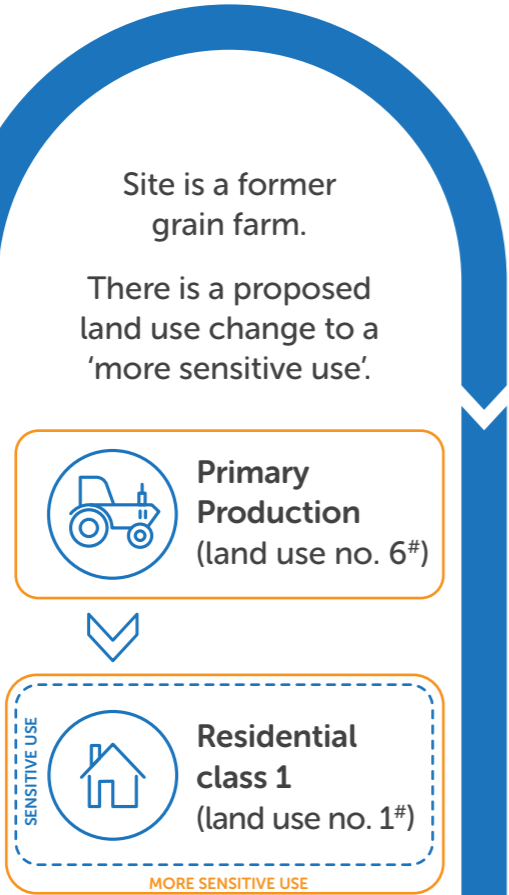


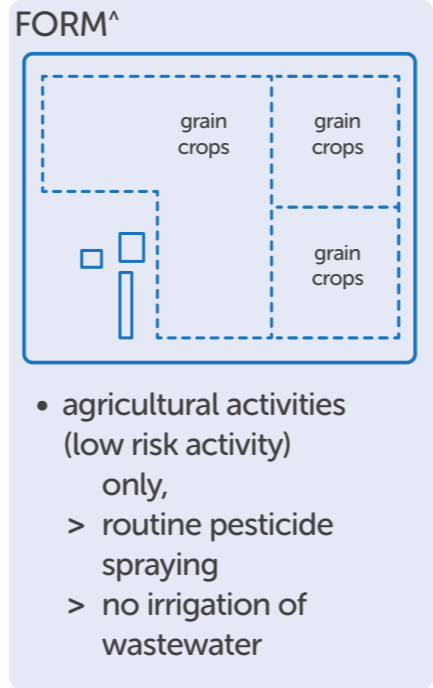


**START**  
due diligence/  
pre-lodgement



Potential site contamination needs to be investigated.

A preliminary site investigation (PSI) finds potentially contaminating activities:

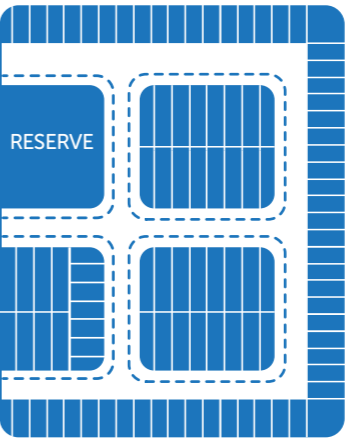


FORM + PSI provided to relevant authority  
[No EPA referral required]  
**Site Contamination Consultant** provides statement of site suitability subject to a CEMP.



Development approval granted with condition to implement CEMP.

Works commence in line with CEMP.



**DESTINATION**  
(land division clearance)