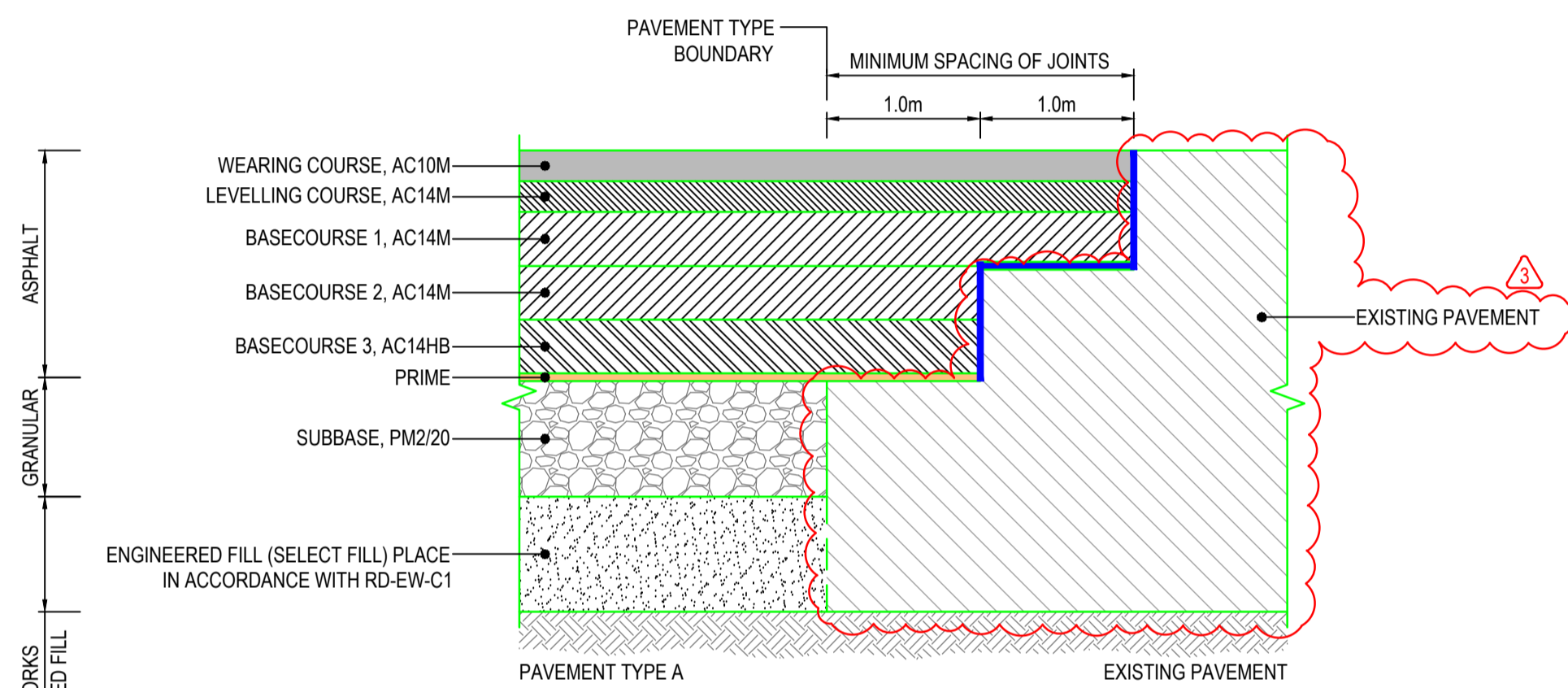


PAVEMENT JOINT TYPE 5

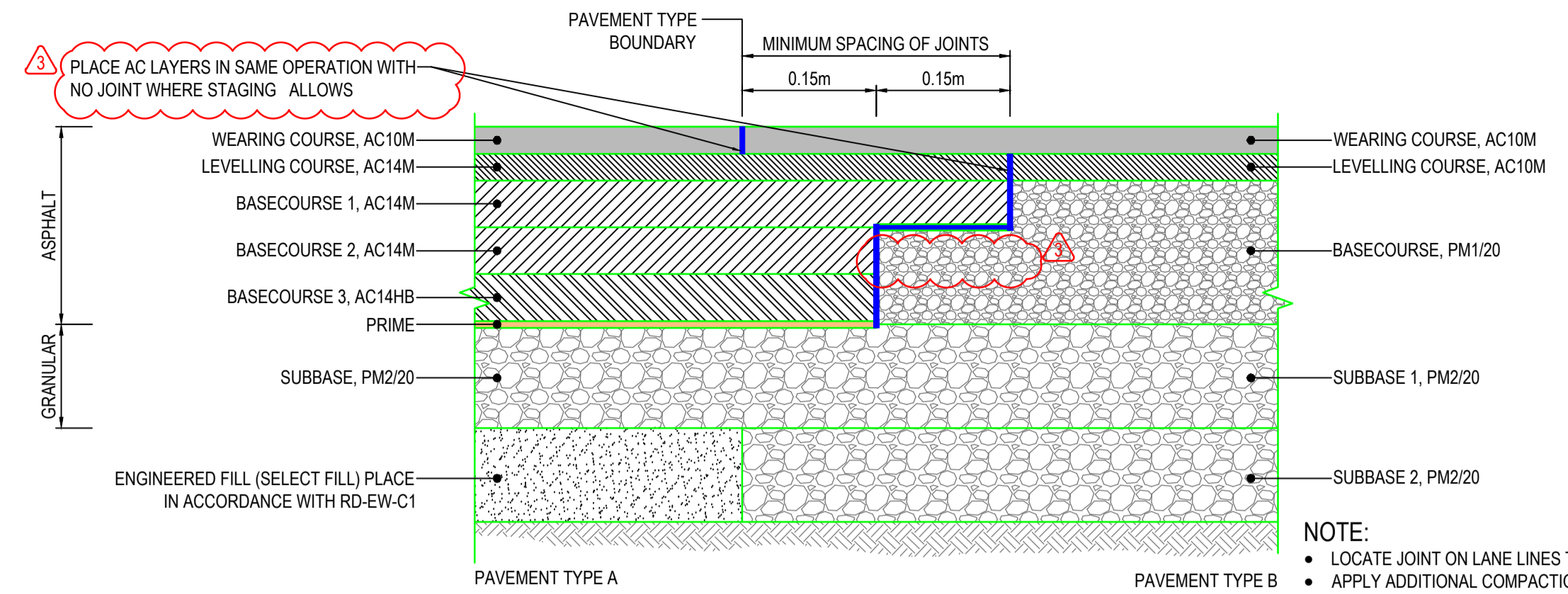
TRANSVERSE JOINT
 FULL DEPTH ASPHALT - THIN ASPHALT ON GRANULAR
 (TRANSVERSE CONSTRUCTION JOINT AT CHANGE FROM FULL DEPTH ASPHALT TO THIN ASPHALT ON GRANULAR)



PAVEMENT JOINT TYPE 7

TRANSVERSE JOINT
 FULL DEPTH ASPHALT - EXISTING PAVEMENT
 (TRANSVERSE CONSTRUCTION JOINT AT LIMIT OF WORKS)

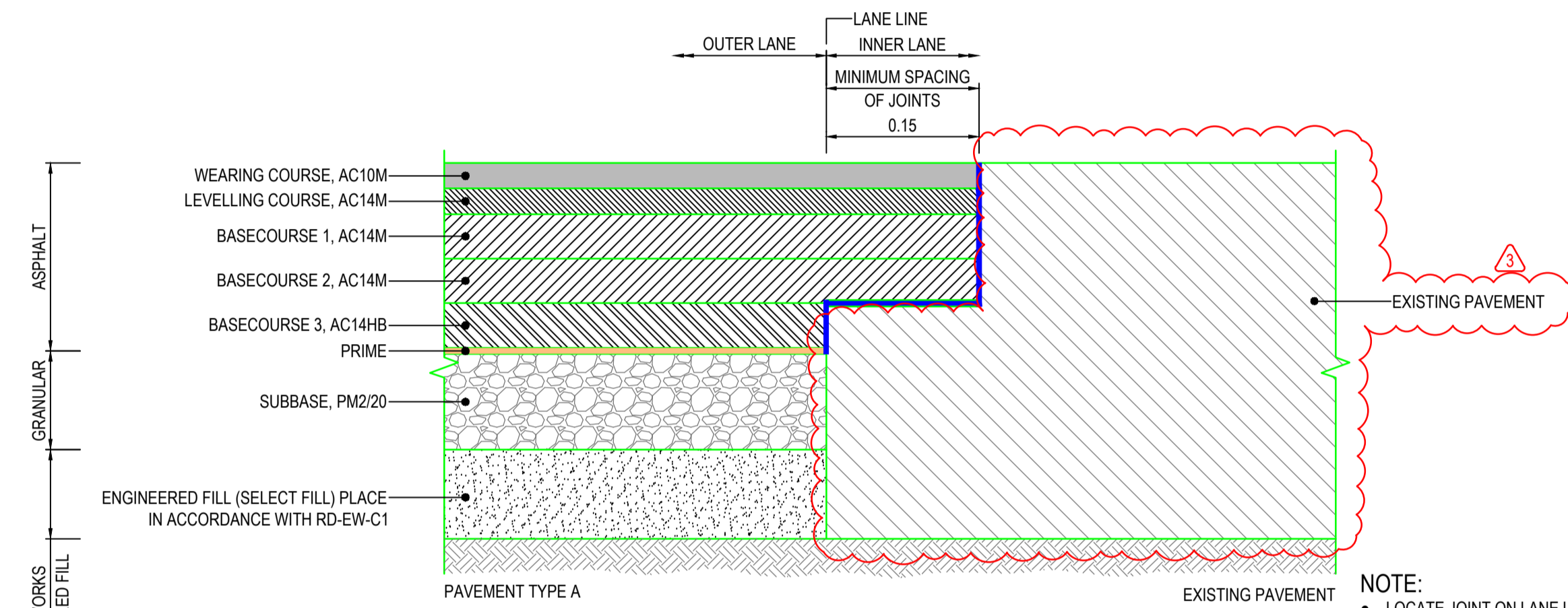
PAVEMENT DESIGNER TO NOTE IN PREPARING JOINT DETAIL:
 JOINT DETAIL DESIGN MUST CONSIDER THE EXISTING PAVEMENT CONFIGURATION, INCLUDING THE TYPE AND THICKNESS OF SURFACING, STRUCTURAL LAYERS, RISK OF DISTURBANCE DURING CONSTRUCTION AND CONTRACTABILITY / LIKELY CONSTRUCTION PLANT.



PAVEMENT JOINT TYPE 6

LONGITUDINAL JOINT
 FULL DEPTH ASPHALT - THIN ASPHALT ON GRANULAR
 (LONGITUDINAL CONSTRUCTION JOINT AT CHANGE FROM FULL DEPTH ASPHALT TO THIN ASPHALT ON GRANULAR)

NOTE:
 • LOCATE JOINT ON LANE LINES TO AVOID WHEEL PATHS.
 • APPLY ADDITIONAL COMPACTION ALONG JOINT.



PAVEMENT JOINT TYPE 8

LONGITUDINAL JOINT
 FULL DEPTH ASPHALT - EXISTING PAVEMENT
 (LONGITUDINAL CONSTRUCTION JOINT AT LIMIT OF WORKS)

NOTE:
 • LOCATE JOINT ON LANE LINES TO AVOID WHEEL PATHS.
 • APPLY ADDITIONAL COMPACTION ALONG JOINT.
 • ADDITIONAL DENSITY TESTING REQUIRED ALONG JOINT.

PAVEMENT DESIGNER TO NOTE IN PREPARING JOINT DETAIL:
 JOINT DETAIL DESIGN MUST CONSIDER THE EXISTING PAVEMENT CONFIGURATION, INCLUDING THE TYPE AND THICKNESS OF SURFACING, STRUCTURAL LAYERS, RISK OF DISTURBANCE DURING CONSTRUCTION AND CONTRACTABILITY / LIKELY CONSTRUCTION PLANT.

GENERAL NOTE - USE OF THESE JOINT DETAILS:

- THESE JOINT DETAILS AND NOTES ARE PROVIDED AS GENERIC EXAMPLES TO ILLUSTRATE TYPICAL JOINT DETAILS ADOPTED ON DIT PROJECTS. **THEY MUST BE ADAPTED TO SUIT SPECIFIC PROJECT CONDITIONS BY THE PAVEMENT DESIGNER.** THIS INCLUDES REMOVING OR AMENDING NOTES, ADJUSTING NUMBER OF PAVEMENT LAYERS TO MATCH ACTUAL PROJECT CONFIGURATIONS, CONSIDERING USE OF REINFORCING GRIDS OR FABRICS, ADJUSTING PAVEMENT TYPE LABELS, CONSTRUCTION NOTES AND SO ON.
- WHERE WEARING COURSE CHANGES AT JOINT DRAINAGE MUST BE CONSIDERED, e.g. PERMEABLE OGA TO IMPERMEABLE DGA OR SMA JOINT.

3. ASPHALT - FACE OF JOINTS AND PAVEMENT LAYER SURFACE TO BE PREPARED AND TACK COATED IN ACCORDANCE WITH DIT MASTER SPECIFICATION (INCLUDING CRACK SEALING, TACK COATING OR OTHER TREATMENTS AS APPROPRIATE). BLUE LINE CORRESPONDS TO A PREPARED SURFACE WITH A TACK COAT. TACK COAT SHALL APPLIED TO HORIZONTAL PAVEMENT LAYER SURFACES AS PER DIT MASTER SPECIFICATION BUT HAS NOT BEEN SHOWN ON JOINT DETAILS.

4. GRANULAR BASECOURSE SURFACE TO BE PREPARED AND BITUMINOUS PRIME APPLIED IN ACCORDANCE WITH DIT MASTER SPECIFICATION. ORANGE LINE INDICATES PREPARED SURFACE WITH BITUMINOUS PRIME.

5. OPEN GRADED ASPHALT WEARING COURSE - WATERPROOFING SEAL TO BE APPLIED BELOW OGA ON DGA / LEVELLING COURSE. (REFER GREEN LINE ON DETAIL).

CONSTRUCTION NOTES:

THESE ARE TYPICAL NOTES WHICH MUST BE ADAPTED FOR EACH PROJECT BY THE PAVEMENT DESIGNER.

1. THESE JOINT DETAILS WERE DEVELOPED PRIOR TO ENGAGEMENT OF THE CONSTRUCTION CONTRACTOR AND KNOWLEDGE OF THEIR WORK METHODS AND STAGING. THEY ARE EXPECTED TO BE SUITABLE FOR COMMON CONSTRUCTION PRACTICES, BUT FURTHER ADVICE SHOULD BE OBTAINED FROM THE PAVEMENT DESIGNER WHERE THEY DON'T SUIT THE PROPOSED CONSTRUCTION METHODOLOGY AND STAGING.
2. REMOVE ANY DEFECTIVE MATERIAL (E.G. LOOSE, CRACKED, SETTLED, DEFORMED, ERODED, POORLY COMPACTED, TEMPORARY RAMPS) AT THE JOINT PRIOR TO PLACING NEXT PAVEMENT.
3. JOINT TO BE CRACKED SEALED AT SURFACE 6 MONTHS AFTER OPENING, IF REQUIRED FOR DGA OR SMA SURFACE. CRACK SEALING SHALL NOT BE APPLIED FOR OGA WEARING COURSE.
4. THESE JOINT DETAILS ARE NOT APPLICABLE FOR TRENCH REINSTATEMENTS. REFER TO DIT DOCUMENT "PAVEMENT REINSTATEMENT MANUAL".
5. CONTRACTOR TO PROTECT EXISTING PAVEMENT EDGE THROUGHOUT WORKS. RECTIFICATION OF DAMAGE IS CONTRACTOR'S RESPONSIBILITY AND COST.

INDEX SHEET REFERENCE: N/A SHEET N/A



Department for Infrastructure and Transport

PROJECT No.: FILE No.:
 DESIGN No.: SURVEY No.:
 PROJECT START ROAD RUNNING DISTANCE:
 PROJECT END ROAD RUNNING DISTANCE:

STANDARD DRAWING
PAVEMENT JOINT DETAILS
 FULL DEPTH ASPHALT TO THIN ASPHALT ON GRANULAR OR EXISTING PAVEMENT JOINTS
 SHEET 2 OF 7

No.	AMENDMENT DESCRIPTION	BY	CHECK	ACCEPTANCE	DATE
3	PAVEMENT TREATMENT DETAILS AMENDED	WGA	MA	MITCHELL ALLEN	03.10.25
2	NOTE 8 UPDATED, "PAVEMENT REINSTATEMENT MANUAL"	NKS	J.deL.	M.SCLUZANOWSKI	31.10.23
1	NOTES UPDATED, TYPICAL PAVEMENT LAYERS AMENDED	GE	PAS	P. MORGAN	05.04.22

UNCONTROLLED COPY WHEN PRINTED 100 MILLIMETRES ON ORIGINAL DRAWING ALL DIMENSIONS ARE IN METRES UNLESS SHOWN OTHERWISE

DESIGNED:	DRAFTED:	ACCEPTED FOR USE:	ACCEPTANCE FORM KNET No.:	DRAWING No.:	SHEET No.:	AMEND No.:
CHECKED:	CHECKED:	PAUL MORGAN	14092259	95272	2	3
		DATE: 05.04.2022	IN ACCORDANCE WITH DP013	SHEET LATITUDE	SHEET LONGITUDE	